

Collections Buffet 2023



THE ART OF PRESENTATION



THE ART OF PRESENTATION



THE ART OF PRESENTATION

Steelite International is the leading designer, marketer, manufacturer, and supplier of award-winning tabletop, buffet and lighting solutions for the global hospitality industry. Dual headquarters, located in New Castle, PA, and Stoke-On-Trent, UK, along with a 500,000 square foot manufacturing facility and twelve showrooms worldwide, enables us to service over 140 countries for more than 50 years. We are committed to providing the best in functionality and design while minimizing the effect on our environment. For more information, please visit www.steelite.com.

the steelite experience

Customer satisfaction requires dedication, commitment and a passion to achieve levels of excellence far exceeding expectation.

Elevate the buffet experience with Collections Buffet from Steelite International. Alongside our core & partner brands, Steelite has carefully curated an assortment of buffet products which can be found on the subsequent pages.

We look forward to serving you!

showrooms

Steelite Showrooms provide the perfect opportunity to explore our vast portfolio, and our knowledgeable sales team will offer a solution for any tabletop concept. We are proud to have showrooms in these locations:

- Atlanta, Georgia
- Chicago, Illinois
- Hong Kong, China
- London, UK
- Los Angeles, California
- Madrid, Spain
- Miami (opening in 2023)
- New York, New York
- Stoke-On-Trent, UK
- Toronto, Ontario
- Washington, D.C.
- Youngstown, Ohio



a truly global enterprise

With a wide range of products, Steelite offers a unique solution for any venue from commercial catering to leisure and hospitality markets, the opportunities are endless with our vast product portfolio.

Steelite core brands include Steelite Distinction & Performance, William Edwards, D.W. Haber, Creations, Folio, Varick, Homer Laughlin, Hall China, Hollowick, Walco, Aspen Drinkware, and Kenny Mack Designs. In addition to our core brands, we distribute the following prominent brands: Anfora, Bormioli Rocco, Catherine Hurand, Delfin, Fiesta, Genware London, Jean Dubost, La Tavola, Maham Studio, MCC, Modern Mixologist, Modern-Twist, Mogogo, MyGlassStudio, Pasabahce, Nude, Pillivuyt, RCP Design, Rene Ozorio, Robert Gordon Pottery, Robert Welch, Rona 5-Star Glass, Roselli, Royal Porcelain, Strahl, Trudeau, Utopia Tableware, Williamsburg Metalworks, and WNK.





Customer Testimonial





BRIAN LANDRY CHEF/OWNER QED HOSPITALITY • *The Kitchen Table* Clermont, KY

Our restaurant, The Kitchen Table, is located on the Kentucky Bourbon Trail. When opening our restaurant, we wanted pieces that were upscale and comfortable, pieces that would highlight the nature of the bourbon trail. The Steelite products we selected are the perfect balance between high-end quality and comfort.





JORGE L. FELIZ GERMAN PRESIDENT KARISMA DOMINICANA & GENERAL DIRECTOR • *Karisma Hotels & Resorts*

In collaboration with Steelite, we developed a dinnerware and glassware product guide that is used for all of our restaurant concepts globally. The product catalog complements our Gourmet Inclusive Concept and allows us to provide a unique experience for our guests.

Table of Contents

<i>chafers, marmites & heater stands</i>	10	<i>beverage & cereal dispensers</i>	58	<i>induction, chafing fuel & burners</i>	78
ROLLTOP CHAFERS		COFFEE URNS & AIRPOTS		INDUCTION RANGES	
D.W. Haber	14	D.W. Haber	62	D.W. Haber Power Cell	80
WNK	16	WNK	64	D.W. Haber	82
HINGED CHAFERS		Touchless Faucets	65	Walco	82
D.W. Haber	18	JUICE DISPENSERS		BUTANE FUEL & STOVES	
WNK	22	D.W. Haber	66	Hollowick	83
Creations	24	WNK	67	CHAFING FUEL	
Walco	26	Utopia	68	Hollowick	84
MARMITES		Creations	69	<i>custom powder coating</i>	88
D.W. Haber	32	MILK & CEREAL DISPENSERS		<i>visual display</i>	92
HEATER STANDS		D.W. Haber	70	D.W. HABER	
D.W. Haber	34	Creations	70	Fusion Buffet System	110
HOMESTYLE CHAFERS		CHILLERS & COOLERS		Fusion Risers & Tiles	118
D.W. Haber	36	D.W. Haber	72	Fusion Buffet System Overview	120
Creations	42	Creations	73	Fusion Inserts & Accessories	128
Folio Cookware	44	Robert Welch	74	Presentation Tiered Displays	130
FOOD PANS & INSERTS		Genware	74	CREATIONS	
Hall China	46	COFFEE POURERS		Wood Buffet Display	132
<i>heating lamps & carving boards</i>	48	Creations	75	Display Stands	134
HEATING LAMPS		Genware	75	ROSELLI DESIGNS	
D.W. Haber	52	ACCESSORIES		Porcelain & Melamine Risers	138
Creations	54	Kenny Mack	76	Folio Roselli Resin Risers	136
CARVING BOARDS				KENNY MACK	
D.W. Haber	56			Carved & Smooth Risers	139
				GENWARE	
				Display Stands & Drawers	140
				Wire Baskets	141



platters & bowls

142

FOLIO

Alpha-Ceram Buffet 144

CREATIONS MELAMINE

Pompeii Buffet 146

Gastronorm Trays 148

Craft 150

Quarry 152

Scape 154

DELFIN MELAMINE

Marisol Buffet 156

Quadro 158

Barnwood 159

KENNY MACK RESIN

Cameron 160

Wave 162

Jagged Edge & Bark 164

Trays 166

Bowls 167

hollowware & accessories

168

ROBERT WELCH

Drift 170

D.W. HABER

Tower 172

Traditional & Tear Drop 173

Assorted Accessories 182

CREATIONS

Royce 174

WNK

Diva & Kent 175

Eminence & Kamina 176

Buffet Accessories 181

WALCO

Soprano Hollowware 178

Deep Freeze Bowls 179

WILLIAMSBURG METALWORKS

Trays 180

KENNY MACK

Spoon Rests 183

serving utensils

184

D.W. HABER

Serving Utensils 186

ROBERT WELCH

Radford 188

WNK

Baguette 190

FOLIO

Bryce & Angle 191

WALCO

Idol™ 192

Ultra 193

mogogo buffet solutions

194

MOGOGO

Modular Collection 202

Clix Foldable Tables 214

Polo Tables 216

Roll'n Service Carts 218

Canvas Shelving System 222

Gorbit Side Tables 227

Modular Breath Guards 228

V-Shield Breath Guards 230

care & use

232



*collections
fifteen*



*collections
buffet*







Chafers, Marmites & Heater Stands

Create a visual impact by separating the ordinary from the extraordinary in buffet. Steelite International shares your passion for excellence in catering through superior offerings in chafers, marmites, and heater stands. This section highlights all induction-capable and traditional fuel units.



Steelite Performance
Ink Nomad Blue
17620566
Coupe Plate D 10"

Rona Eclipse
480138R002
Juice Tumbler
(12 1/4 oz)

D.W. Haber
DW08H40KGBK
Black Tower Heater Stand w/Grill
L 40" W 14"

Hollowick
EZ6-3-8
Easy Heat 6-3-8 Hour Chafing Fuel

Creations Homestyle Chafer
7353MW301
Round Antique Brushed Bronze
L 15" W 12 1/2" H 5" (4 qt)



Steelite Performance
Ink Nomad Blue
17620569
Coupe Bowl
D 10" H 1 1/2" (11/8 qt)

Varick 18/0
5735SX
Fulton Vintage Copper

Creations
Wood
6525T192
Acacia Bread Board Paddle
L 17" W 8"

Steelite Performance
Aurora Vesuvius
17820481
Bowl
D 5 1/4" (16 1/2 oz)



cleverly designed for your buffet presentation

D.W. Haber's Rolltop Chafers feature the acclaimed patented balance-cover mechanism which prevents the lid from slamming back. These stainless steel vessels have a clever condensation return which returns water back to the water pan, and are also available with electric heat. The chafers work well in any buffet occasion, and pair perfectly with the hinged and liftoff-lid marmites. Available in Tempo or Millennium, D.W. Haber chafers pair with a wide variety food pans to accommodate your foodservice needs.

tempo



Tempo Rectangular Rolltop Chafer
DW78RFPWSS
L 28" W 22" H 15"
(2 gal) (7.5 L) (G/N 1/1)

Tempo Round Rolltop Chafer
DW76RFPWSS
L 21" W 21" H 20"
(2 gal) (7.5 L)

millennium



Millennium Rectangular Rolltop Chafer
DW78RFDSC
L 26 1/2" W 19" H 19 1/2"
(2 gal) (7.5 L) (G/N 1/1)

Millennium Round Rolltop Chafer
DW76RFDSC
L 22" W 22" H 19"
(2 gal) (7.5 L)

food pans



Round Food Pan
DW06RFP4
D 15 1/4" H 3"
(For 2 gal Round Chafer)



Divided Round Food Pan
DW06RFP2
D 15 1/4" H 3"
(For 2 gal Round Chafer)



Half Round Food Pan
DW06RFP22
L 15" W 6 1/2" H 3"
(For 2 gal Round Chafer)
DW06RFP22BAR Spacer Bar
L 14 3/4" W 3/4" H 3/4"



Rectangular Food Pan
DW08FP
L 21 1/2" W 13" H 2 3/4"
(For 2 gal Rectangle Chafer)



White Porcelain Round Food Pan
DW06RFP4POR
D 15 1/4" H 3"
(For 2 gal Round Chafer)



White Round S Divided Porcelain Round Food Pan
DW06RFP2SPOR
D 15 1/4" H 3"
(For 2 gal Round Chafer)



White Stainless Steel Half Round Food Pan
DW06RFP22WT
L 15" W 6 1/2" H 3"
(For 2 gal Round Chafer)



White Stainless Steel Rectangular Food Pan
DW08FPWT
(For 2 gal Rectangle Chafer)



White Stainless Steel Round Food Pan
DW06RFP4WT
D 15 1/4" H 3"
(For 2 gal Round Chafer)



White Stainless Steel Divided Round Food Pan
DW06RFP2WT
(For 2 gal Round Chafer)



White Stainless Steel Shallow Round Food Pan
DW06RFP3WHT
D 15 1/4" H 1"
(For 2 gal Round Chafer)



Shallow Round Food Pan
DW06RFP3
D 15 1/4" H 1"
(For 2 gal Round Chafer)

Pair with Hollowick Chafing Fuels. See pages 84-87 for more information.

EZ4-2-5 Easy Heat 4-2-5 Hour • **PLUS4** Ready Heat Plus 4 Hour • **READY4** Ready Heat 4 Hour • **BUFF4** Buffet Heat 4 Hour

All chafers include a stainless steel food pan. All white stainless steel food pans are coated using FDA approved powder coat.

D=Diameter L=Length W=Width H=Height • All products are measured at max capacity. For further details contact your customer service rep.



WORTHY, NOBLE & KENT *rolltop chafers*



designed with consumers in mind

Both the traditional and stacking WNK Chafers are perfect for your buffet presentation. Featuring a clever metal brake mechanism and cover that have been upgraded for added durability, these chafers will remain open at any angle. The food and water pans have been thickened to withstand the rigors of the hospitality industry, and convenient slide brackets have been added to the bottom of the water pans to accommodate an electrical heating unit. Designed with the consumer in mind, these exceptional chafers are sure to meet the demands of high-volume banqueting service.

stacking chafers



Round Stackable Roll Top Chafing Dish
5370S531
L 21" W 17" H 19" (6 3/4 qt)



Oblong Stackable Roll Top Chafing Dish
5370S530
L 27" W 22" H 19" (8 1/2 qt)



Chafing Dish Round
5370S542
D 20" H 18" (6 3/4 qt)



traditional chafers

Chafing Dish Rectangle
5370S541
L 26" W 17 3/4" H 16 3/4" (9 qt)

Pair with Hollowick Chafing Fuels. See pages 84-87 for more information.

EZ4-2-5 Easy Heat 4-2-5 Hour **PLUS4** Ready Heat Plus 4 Hour **READY4** Ready Heat 4 Hour **BUFF4** Buffet Heat 4 Hour

food pans & storage



Round Food Pan
5370S547
D 15 1/8" H 3" (6 3/4 qt)
(For S531, S542, S471)




Round Water Pan
5370S546 L 16 5/8" W 15 3/4" H 4"
w/Channel for Electric Heating Unit
(For S531, S542)



Rectangular Food Pan
5370S545
L 20 7/8" W 12 7/8" H 2 1/2"
(8 1/2 qt) For S530



Rectangular Water Pan
5370S544
L 23" W 14 5/8" H 4"
With Channel For Elec Heating Unit (For S530, S541)



Collapsible Storage Box
5370S215
L 31 3/4" W 23 1/2" H 18 1/2"
(For S530, S541)



Soup Station Accessories for S530 & S541
Soup Station Lid for Rectangle Soup Station
5370S548
L 20 1/8" W 12 1/4" (Fits S544 Water Pan)
Soup Bucket
5370S550 D 9 1/8" H 8 3/4" (3 3/4 qt)



Soup Station Accessories for S531 & S542
Soup Station Lid for Round Soup Station
5370S549
D 14 1/8" (Fits S546 Water Pan)
Soup Bucket
5370S550 D 9 1/8" H 8 3/4" (3 3/4 qt)

Backed by D.W. Haber's 100-year warranty

- Patented hinge effortlessly stops in any position
- Removable lid for ease of cleaning
- Compatible with induction, heater stands, or chafer frames
- Available with a solid or full glass lid
- Built-in condensation system that returns condensation back into the water pan



patented hinge effortlessly stops in any position

Elevate your buffet service with D.W. Haber's Hinged Chafers. With the capability to work on induction, heater stands, or chafer frames, these chafing dishes feature a clever, patented hinge that will stop the lid in any position, making it the ultimate choice for foodservice. These vessels are available with a solid or full glass lid, and have a unique built-in condensation system that returns condensation back in to the water pan.



D.W. HABER *hinged chafers*



HINGED CHAFERS



Power Cell Cordless Induction Range
Patent-Pending
DWELINPC L 15" W 13" H 3"



★
★
★
★

induction



Round Induction Chafer Full Glass Lid
DW06WGH7SS L 20" W 16" H 6" (2 gal) (7.5 L)
DW04WGH7SS L 16" W 13" H 6" (4 qt) (3.8 L)



Round Induction Chafer
DW06WGHSS L 18 1/4" W 15 3/4" H 6" (2 gal) (7.5 L)
DW04WGHSS L 12 1/2" W 15 1/2" H 5 3/4" (4 qt) (3.8 L)



Round Hammered Induction Chafer
DW06WGHMSS
 L 18 1/4" W 15 3/4" H 6" (2 gal) (7.5 L)

free-standing



Tempo Round Chafer Full Glass Lid
DW06WH7SS L 18" W 18 1/2" H 12" (2 gal) (7.5 L)
DW04WH7SS L 15" W 15 1/4" H 11" (4 qt) (3.8 L)



Tempo Round Chafer
DW06WHSS L 18" W 18 1/2" H 12" (2 gal) (7.5 L)
DW04WHSS L 15" W 15 1/4" H 11" (4 qt) (3.8 L)



Saturn Hammered Round Hinged Chafer
DW06UHMSS
 L 18 1/4" W 15 3/4" H 12 1/2" (2 gal) (7.5 L)



Tower Round Chafer Full Glass Lid
DW06KH7SS L 17 1/2" W 18" H 12" (2 gal) (7.5 L)
DW04KH7SS L 15" W 15 1/4" H 11" (4 qt) (3.8 L)



Tower Round Chafer
DW06KHSS L 17 1/2" W 18" H 12" (2 gal) (7.5 L)
DW04KHSS L 15" W 15 1/4" H 11" (4 qt) (3.8 L)



Saturn Round Hinged Chafer
DW06UHSS
 L 18 1/4" W 15 3/4" H 12 1/2" (2 gal) (7.5 L)



Millennium Round Chafer Full Glass Lid
DW06DH7SS L 18 1/2" W 16" H 12" (2 gal) (5.7 L)
DW04DH7SS L 15 1/4" W 15" H 11" (4 qt) (3.8 L)



Millennium Round Chafer
DW06DHSS L 18 1/2" W 16" H 12" (2 gal) (5.7 L)
DW04DHSS L 15 1/4" W 15" H 11" (4 qt) (3.8 L)

Pair Saturn Chafers with Hollowick Chafing Fuels.
 See pages 84-87 for more information.

EZ6-3-8 Easy Heat 6-3-8 Hour

PLUS6 Ready Heat Plus 6 Hour

READY6 Ready Heat 6 Hour

BUFF6-24 Buffet Heat 6 Hour

Pair with Hollowick Chafing Fuels. See pages 84-87 for more information.

EZ4-2-5 Easy Heat 4-2-5 Hour • **PLUS4** Ready Heat Plus 4 Hour • **READY4** Ready Heat 4 Hour • **BUFF4** Buffet Heat 4 Hour



INDUCTION

D.W. HABER *hinged chafers**free-standing*

Tempo Rectangular Chafers
DW08QWHSS
 L 24 1/4" W 14 3/4" H 12" (2 gal)
 (7.5 L) (G/N 1/1)



Tower Rectangular Chafers
DW08QKHSS
 L 24 1/4" W 14 3/4" H 12"
 (2 gal) (7.5 L) (G/N 1/1)



Millennium Rectangular Chafers
DW08QDHSS
 L 24 1/4" W 15" H 12"
 (2 gal) (7.5 L) (G/N 1/1)

Pair with Hollowick Chafing Fuels. See pages 84-87 for more information.

EZ4-2-5 Easy Heat 4-2-5 Hour • **PLUS4** Ready Heat Plus 4 Hour • **READY4** Ready Heat 4 Hour • **BUFF4** Buffet Heat 4 Hour

food pans

Round Food Pan
DW06RFP4
 D 15 1/4" H 3"
 (For 2 gal Round Chafers)
DW64RFP
 L 11 7/8" W 11 7/8" H 2 3/4"
 (For 4 qt Round Chafers)



Divided Round Food Pan
DW06RFP2
 D 15 1/4" H 3"
 (For 2 gal Round Chafers)
DW64RFP2
 L 12" W 12" H 3"
 (For 4 qt Round Chafers)



Half Round Food Pan
DW06RFP22
 L 15" W 6 1/2" H 3"
 (For 2 gal Round Chafers)
DW06RFP22BAR Spacer Bar
 L 14 3/4" W 3/4" H 3/4"



Rectangular Food Pan
DW08FP
 L 21 1/2" W 13" H 2 3/4"
 (For 2 gal Rectangle Chafers)



White Round Porcelain Food Pan
DW06RFP4POR
 D 15 1/4" H 3"
 (For 2 gal Round Chafers)
DW64RFP4POR
 D 12" H 2 3/4"
 (For 4 qt Round Chafers)



White Round S Divided
 Porcelain Food Pan
DW06RFP2SPOR
 D 15 1/4" H 3"
 (For 2 gal Round Chafers)



White Stainless Steel
 Half Round Food Pan
DW06RFP22WT
 L 15" W 6 1/2" H 3"
 (For 2 gal Round Chafers)



White Stainless Steel
 Rectangle Food Pan
DW08FPWT
 (For 2 gal Rectangle Chafers)



White Stainless Steel
 Round Food Pan
DW06RFP4WT
 D 15 1/4" H 3"
 (For 2 gal Round Chafers)
DW64RFPWT
 D 11 7/8" H 2 3/4"
 (For 4 qt Round Chafers)



White Stainless Steel
 Divided Round Food Pan
DW06RFP2WT
 (For 2 gal Round Chafers)



White Stainless Steel
 Shallow Round Food Pan
DW06RFP3WHT
 D 15 1/4" H 1"
 (For 2 gal Round Chafers)



Black Porcelain
 Round Food Pan
DW64RFP4PORBK
 L 12" W 12" H 2 3/4"
 (For 4 qt Round Chafers)



Shallow Round Food Pan
DW06RFP3
 D 15 1/4" H 1"
 (For 2 gal Round Chafers)

All chafers include a stainless steel food pan. All white stainless steel food pans are coated using FDA approved powder coat.

D=Diameter L=Length W=Width H=Height • All products are measured at max capacity. For further details contact your customer service rep.



impressive & effective buffet presentation

Simple and contemporary in design, the WNK Diva Induction Chafers are the perfect solution for your buffet presentation. Capitalizing on the current market trend of induction heating, these clever chafers allow for better heat distribution and prevention of hot spots. Alternatively, these chafers can be used with a space-saving, stackable stand with fuel or electric heat to offer a different option for the buffet. Featuring 18/10 stainless steel and a tempered glass lid with brass alloy braking system, these Diva chafers are sure to impress.



Round Induction Chafer
w/Glass Lid and S/S Insert
5370S554
L 14 3/4" W 18 7/8" H 6 3/4"
(5 1/2 qt)



Square Induction Chafer
w/Glass Lid and S/S Insert
5370S553
L 14 3/4" W 18 7/8" H 6 3/4"
(6 3/4 qt)



Round Stackable Stand
w/Fuel Holder (Fits S554)
5370S561
L 13 3/8" W 14 3/4" H 9"



Square Stackable Stand
w/Fuel Holder (Fits S553)
5370S560
L 15" W 18 7/8" H 9"

food pans



Round S/S Insert
(Fits S554)
5370S556
L 12 3/4" W 3 3/8"
(5 1/2 qt)



Round Porcelain Insert
(Fits S554)
5370S558
L 12 3/4" W 2 1/2"
(3 1/4 qt)



Round Porcelain Divided Insert
(Fits S554)
5370S559
L 12 3/4" W 2 1/2"
(3 1/4 qt)



Square S/S Insert
(Fits S553)
5370S555
L 12 3/4" W 13 7/8" H 3 1/2"
(6 3/4 qt)



Square Porcelain Insert
(Fits S553)
5370S557
L 12 3/4" W 13 7/8" H 2 1/2"
(4 qt)

Pair with Hollowick Chafing Fuels. See pages 84-87 for more information.

EZ4-2-5 Easy Heat 4-2-5 Hour • **PLUS4** Ready Heat Plus 4 Hour • **READY4** Ready Heat 4 Hour • **BUFF4** Buffet Heat 4 Hour

All chafers include a stainless steel food pan.

D=Diameter L=Length W=Width H=Height • All products are measured at max capacity. For further details contact your customer service rep.



chafing dishes at a phenomenal price point

We are pleased to bring hydraulic closing chafing dishes to the Creations collection. Each chafer has a conveniently large glass view in the lid to increase visibility of the food. This features allows for fewer opens, thus keeping the heat in and the food remains at proper serving temperature. Additionally, the easy-to-remove hydraulic lid closes on its own to ensure that food is kept safe and covered during service. Great for any buffet display, these chafers are induction capable and perfectly priced for even the most value-conscious operators.



Round Chafing Dish And Stand

7351MW107

L 18 3/4" W 16 3/4" H 12" (2 gal)

Round Chafing Dish

7351MW102

L 18 3/4" W 16 3/4" H 7 1/2" (2 gal)

Round Chafing Dish Stand

7351MW103

L 12" W 15 1/2" H 6 1/2"



Rectangular Chafing Dish and Stand

7351MW100

L 22 1/2" W 17" H 11 3/4" (2 gal)



Square Chafing Dish and Stand

7351MW106

L 12 3/4" W 12 1/4" (6 qt)

Square Chafing Dish

7351MW104 L 15 1/4" W 17" H 6 3/4" (6 qt)

Square Chafing Dish Stand

7351MW105 L 12 3/4" W 12 1/4" H 6 1/2"

Pair with Hollowick Chafing Fuels. See pages 84-87 for more information.

EZ4-2-5 Easy Heat 4-2-5 Hour • **PLUS4** Ready Heat Plus 4 Hour • **READY4** Ready Heat 4 Hour • **BUFF4** Buffet Heat 4 Hour*food pans*

Round Food Pan

DW06RFP4

D 15 1/4" H 3"

(For 2 gal Round Chafer)



Divided Round Food Pan

DW06RFP2

D 15 1/4" H 3"

(For 2 gal Round Chafer)



Half Round Food Pan

DW06RFP22

L 15" W 6 1/2" H 3"

(For 2 gal Round Chafer)

DW06RFP22BAR Spacer Bar

L 14 3/4" W 3/4" H 3/4"



Rectangular Food Pan

DW08FP

L 21 1/2" W 13" H 2 3/4"

(For 2 gal Rectangle Chafer)



White Round Porcelain Food Pan

DW06RFP4POR

D 15 1/4" H 3"

(For 2 gal Round Chafer)



White Round S Divided Porcelain Food Pan

DW06RFP2SPOR

D 15 1/4" H 3"

(For 2 gal Round Chafer)



White Stainless Steel Half Round Food Pan

DW06RFP22WT

L 15" W 6 1/2" H 3"

(For 2 gal Round Chafers)



White Stainless Steel Rectangle Food Pan

DW08FPWT

(For 2 gal Rectangle Chafers)



White Stainless Steel Round Food Pan

DW06RFP4WT

D 15 1/4" H 3"

(For 2 gal Round Chafer)



White Stainless Steel Divided Round Food Pan

DW06RFP2WT

(For 2 gal Round Chafers)



White Stainless Steel Shallow Round Food Pan

DW06RFP3WHT

D 15 1/4" H 1"

(For 2 gal Round Chafer)



Square Food Pan

7351MW108

L 12 3/4" W 14" H 2 1/2"

(For 6 qt Square Chafer)



Shallow Round Food Pan

DW06RFP3

D 15 1/4" H 1"

(For 2 gal Round Chafer)

All chafers include a stainless steel food pan. All white stainless steel food pans are coated using FDA approved powder coat.

D=Diameter L=Length W=Width H=Height • All products are measured at max capacity. For further details contact your customer service rep.




designed to withstand the rigors of constant buffet use

Available with glass or metal lid

Inside cover drip channel collects condensation back into the water pan and not the food pan

3-layer induction

The outside layer is magnetic stainless, which is most efficient when used with the induction heating process. The middle layer is aluminum which spreads heat out evenly. The inside layer is 18/10 stainless, the best for resisting stains.



Hinged & self closing lid

Removable lid for easy cleaning

Includes food pan and spoon holder

Separating stand for Hollowick chafing fuel



NEW WALCO *idol™ round chafers*



heralded as the leading induction ready chafers in the market

Enhance any buffet presentation with induction ready chafers by Walco. Idol™ chafing dishes are made of high-quality 18/10 stainless steel and are designed to withstand the rigors of foodservice. With the ability to use each chafers on induction or set on a stand to warm with chafing fuel, Walco Idol™ chafers include a built-in holder for a spoon rest to make service simple & convenient. The chafing dishes are also available with a removeable, solid stainless lid or glass, to allow customers to effectively see the contents without lifting the lid and releasing heat. Create a visual impact that's sure to impress with Walco chafers.

induction



Idol™ Hinged Round Chafer Body
w/Metal Lid
WLW16UMT
L 21" W 18 1/2" H 10 1/4" (7 qt)
Includes SS food pan and spoon holder



Idol™ Hinged Round Chafer Body
w/Glass Top Lid
WLW16UGT
L 21" W 18 1/2" H 10 1/4" (7 qt)
WLW14UGT
L 17 3/4" W 15 1/2" (4 qt)
Includes SS food pan and spoon holder

free-standing



Idol™ Hinged Round Chafer Kit
w/Metal Lid
WLW16LML
L 21" W 18 1/2" H 16 1/2" (7 qt)
Includes SS food pan, spoon holder,
burner stand and fuel cup



Idol™ Hinged Round Chafer & Stand
w/Glass Top Lid
WLW16LGL
L 21" W 18 1/2" (7 qt)
WLW14LGL
L 18 1/4" W 15 1/2" (4 qt)
Includes SS food pan, spoon holder,
burner stand and fuel cup

Pair with Hollowick Chafing Fuels. See pages 84-87 for more information. All chafers include a stainless steel food pan.

EZ6-3-8 Easy Heat 6-3-8 Hour • **PLUS6** Ready Heat Plus 6 Hour **READY6** Ready Heat 6 Hour • **BUFF6-24** Buffet Heat 6 Hour

D=Diameter L=Length W=Width H=Height • All products are measured at max capacity. For further details contact your customer service rep.

induction



Idol™ Hinged Rectangle Chafer Body w/Metal Lid
WLWI9UMT
L 23 3/4" W 18 1/2" H 10 1/2" (8 qt)
Includes SS food pan and spoon holder



Idol™ Hinged Rectangle Chafer Body w/Metal Lid
WLWI55UMT
L 21" W 12 3/4" (6 qt)
Includes SS food pan and spoon holder



Idol™ Hinged Rectangle Chafer Body w/Metal Lid
WLWI35UMT
L 18 1/2" W 13 1/2" H 10 1/4" (4 qt)
Includes SS food pan and spoon holder



Idol™ Hinged Rectangle Chafer Body w/Glass Top Lid
WLWI9UGT
L 23 3/4" W 18 1/2" H 10 1/2" (8 qt)
Includes SS food pan and spoon holder



Idol™ Hinged Rectangle Chafer Body w/Glass Top Lid
WLWI55UGT
L 17 1/4" W 16" H 9" (6 qt)
Includes SS food pan and spoon holder



Idol™ Hinged Rectangle Chafer Body w/Glass Top Lid
WLWI35UGT
L 18 1/2" W 13 1/2" H 10 1/4" (4 qt)
Includes SS food pan and spoon holder

free-standing



Idol™ Hinged Rectangle Chafer Kit w/Metal Lid
WLWI9LML
L 23" W 18 1/2" H 16 3/4" (8 qt)
Includes SS food pan, spoon holder,
burner stand and fuel cups



Idol™ Hinged Rectangle Chafer Kit w/Metal Lid
WLWI55LML
L 18 1/4" W 17" H 16 1/4" (6 qt)
Includes SS food pan, spoon holder,
burner stand and fuel cup



Idol™ Hinged Rectangle Chafer Kit w/Metal Lid
WLWI35LML
L 18 1/2" W 13 1/2" H 16 1/2" (4 qt)
Includes SS food pan, spoon holder,
burner stand and fuel cup



Idol™ Hinged Rectangle Chafer Kit w/Glass Top Lid
WLWI9LGL
L 23" W 11 1/2" H 6 1/4" (8 qt)
Includes SS food pan, spoon holder,
burner stand and fuel cups



Idol™ Hinged Rectangle Chafer Kit w/Glass Top Lid
WLWI55LGL
L 18 1/4" W 17" H 16 1/4" (6 qt)
Includes SS food pan, spoon holder,
burner stand and fuel cup



Idol™ Hinged Rectangle Chafer Kit w/Glass Lid
WLWI35LGL
L 18 1/2" W 13 1/2" H 16 1/2" (4 qt)
Includes SS food pan, spoon holder,
burner stand and fuel cup

Pair with Hollowick Chafing Fuels. See pages 84-87 for more information.

EZ6-3-8 Easy Heat 6-3-8 Hour • **PLUS6** Ready Heat Plus 6 Hour **READY6** Ready Heat 6 Hour • **BUFF6-24** Buffet Heat 6 Hour

D=Diameter L=Length W=Width H=Height • All products are measured at max capacity. For further details contact your customer service rep.



NEW WALCO *idol™ nsf chafer*



NSF certified and loaded with great features

Tested & approved by the NSF organization, the Walco Idol™ NSF Chafer has an induction ready bottom and a slow closing hinge that ensures the lid will not slam shut during operation. A “dripless” design with ventilation allows condensation on the lid to flow back into the water pan as opposed to on the countertop. With built-in grooves for an NSF-approved serving spoon and tongs, service is convenient, handles won't fall into the food, and the lid closes perfectly to keep the heat in.



Idol™ NSF Chafer
WLWI55BODY
L 21" W 12 3/4" (6 qt)
Food Pan Sold Separately



Idol™ NSF 18/10 Stainless Steel
Rectangle Food Pan
WL8232CT
L 14" W 12 3/4" (6 qt)



Idol™ NSF Curved
Handle Serving Spoon
WLWL01B
11 3/8"



Idol™ NSF
Bacon Tongs
WL74149B
L 9"



induction

Idol™ Hinged Soup Station Body
w/Glass Top Lid
WLW111UGT
L 17" H 15" (11 1/2 qt)
Includes SS food pan
and spoon holder



free-standing

Idol™ Hinged Round Soup Station Kit
w/Glass Top Lid
WLW111LSSGL
L 19 1/4" W 15" H 19" (11 1/2 qt)
Includes SS food pan, spoon holder,
burner stand and fuel cup

Pair with Hollowick Chafing Fuels. See pages 84-87 for more information.

EZ6-3-8 Easy Heat 6-3-8 Hour • **PLUS6** Ready Heat Plus 6 Hour
READY6 Ready Heat 6 Hour • **BUFF6-24** Buffet Heat 6 Hour

induction heaters

the best alternative to open flame

Induction Heaters allow you to take control of the temperature, the duration, and the cost of your buffet heat. The Induction Heaters from Walco are products that meet the demands of today's culinary experts and are a heating source that easily attaches to most any size or shape chafing dish using the magnetic system. Induction bottoms are extremely efficient, allowing for quick and even heating and providing an environmentally friendly solution for any buffet presentation.



Idol™ Induction Heater
WLINUNIT
L 8 3/4" W 8 3/4" H 3 1/8"



Idol™ Induction Heater
WLWIINCUKIT
L 11 1/2" W 5 5/8"

idol™ chafer storage

protect any of your chafers with these hard plastic containers



Collapsible Storage Box **WLBOXCLG01** L 18 1/2" W 27 3/4" H 20 1/2"



Rectangle Chafer Box **WLBOXLG01** L 30"



4-6 quart options



Idol™ 18/10 Stainless Steel Round Food Pan
WL532508
D 14" H 3" (4 qt)



Idol™ 18/10 Stainless Steel Rectangle Food Pan NSF
WL8232CT
L 14" W 12 3/4" (6 qt)



Idol™ Porcelain Round Food Pan
WLWI4P
L 12 7/8" W 12 7/8" (4 qt)



Idol™ Porcelain Rectangle Food Pan
WLWI35P
L 12 3/4" W 10 1/2" H 2 1/2" (4 qt)



Idol™ Porcelain Rectangle Food Pan
WLWI55P
L 21" W 12 3/4" H 2 1/2" (6 qt)

7-8 quart options



Idol™ 18/10 Stainless Steel Round Food Pan
WLWI608
D 16 3/4" (7 qt)



Idol™ 18/10 Stainless Steel Divided Food Pan
WLWI608D
D 16 3/4" (7 qt)



Idol™ Porcelain Round Food Pan
WL53316
D 15 3/4" H 2 1/2" (8 qt)



Idol™ Porcelain Round Divided Food Pan
WL53316D
D 15 3/4" H 2 1/2" (7 qt)



Idol™ Porcelain Rectangle Food Pan
WLWI9P
L 21" W 12 1/2" H 2 1/2" (8 qt)

12 quart options



Idol™ 18/10 Stainless Steel Deep Rectangle Food Pan
WLWI9DSP
L 21" W 12 1/2" H 3" (12 qt)

soup station options



Idol™ 18/10 Stainless Steel Soup Bucket
WLWI11SB
D 11 1/4" H 10 5/8" (11 1/2 qt)

food pan gripper

the ultimate food pan removing tool

It protects hands and fingers from burns. It will pry, grip, lift and assist in carrying your food pan from a chafing dish or a steam table. The food pan gripper is also dishwasher safe for easy cleaning.



Food Pan Gripper
18/10 Stainless Steel
WLPANGRIP
L 7 3/4" W 2" H 4"



durable with efficient heating performance

D.W. Haber Marmites are the perfect choice for chefs and foodservice professionals who demand high-quality buffetware. These marmites are designed as a double boiler to provide efficient and reliable heating performance without burning, while also being durable and easy to clean. With their heavy-duty, welded stainless steel construction, D.W. Haber Marmites are built to withstand the rigors of commercial kitchen environments. The vessels also feature a sleek & modern design that is available with a hinged cover option and 3 recognizable leg shapes – round Tempo, square Tower, and classically elegant Millennium. Whether you are simmering soups, stews, or sauces, D.W. Haber Marmites are the ideal choice for buffet service.

tempo

Tempo Hinged Marmite
DW06SWHSS
L 12 1/4" W 11 1/4" H 19 1/2"
(6 qt) (5.7 L)
Tempo Liff Off Marmite
DW06SWSS
L 12 1/4" W 11 1/4" H 19 1/2"
(6 qt) (5.7 L)



Tempo Hinged Marmite
DW04SWHSS
L 10" W 8 3/4" H 19"
(4 qt) (3.8 L)
Tempo Hinged Marmite
DW02SWHSS
(2 qt) (1.9 L)



Tempo Liff Off Chafer
DW01QWSS
L 9 1/4" W 9 1/4" H 9"
(1 qt) (.95 L)



Tower Hinged Marmite
DW06SKHSS
L 10 3/4" W 11 1/4" H 19"
(6 qt) (5.7 L)
Tower Liff Off Marmite
DW06SKSS
L 10 3/4" W 11 1/4" H 19"
(6 qt) (5.7 L)



Tower Hinged Marmite
DW04SKHSS
L 9 1/4" W 8 1/4" H 18"
(4 qt) (3.8 L)
Tower Hinged Marmite
DW02SKHSS
(2 qt) (1.9 L)



Tower Liff Off Chafer
DW01QKSS
L 9 1/4" W 9 1/4" H 9"
(1 qt) (.95 L)

tower

Millennium Hinged Marmite
DW06SDHSS
L 11 3/4" W 10 1/4" H 19 1/2"
(6 qt) (5.7 L)
Millennium Liff Off Marmite
DW06SDSS
L 11 3/4" W 10 1/4" H 19 1/2"
(6 qt) (5.7 L)



Millennium Hinged Marmite
DW04SDHSS
L 10" W 8 3/4" H 19"
(4 qt) (3.8 L)
Millennium Hinged Marmite
DW02SDHSS
L 18" W 10"
(2 qt) (1.9 L)



Millennium Liff Off Chafer
DW01QDSS
L 9 1/4" W 9 1/4" H 9 1/2"
(1 qt) (.95 L)

*millennium**marmite inserts*

Insert Pan Petite Marmite w/ Socket SS
DW06SINSHSS
L 10" W 9 1/2" H 8 1/2"
(For 6 qt Marmite) (5.7 L)



Insert Pan Petite Marmite SS
DW06SINSSS
L 9 1/2" W 9 1/2" H 8 1/2"
(For 6 qt Marmite) (5.7 L)



Insert Pan Marmite Hinged SS
DW04SINSHSS
L 9 1/2" W 7 1/4" H 8 1/4"
(For 4 qt Marmite) (3.8 L)



Insert Pan Marmite Hinged SS
DW02SINSHSS
D 6" H 7 1/2"
(For 2 qt Marmite) (1.9 L)



Round Food Pan
DW01QFP
(For 1 qt Liff Off Chafer)
(.95 L)

Pair with Hollowick Chafing Fuels. See pages 84-87 for more information.

LIFTOFFS: **EZ4-2-5** Easy Heat 4-2-5 Hour • **PLUS4** Ready Heat Plus 4 Hour • **READY4** Ready Heat 4 Hour • **BUFF4** Buffet Heat 4 Hour

MARMITES: **EZ6-3-8** Easy Heat 6-3-8 Hour • **PLUS6** Ready Heat Plus 6 Hour • **READY6** Ready Heat 6 Hour • **BUFF6-24** Buffet Heat 6 Hour

All marmites include a stainless steel insert. D=Diameter L=Length W=Width H=Height • All products are measured at max capacity.



custom action stations

The heater stands by D.W. Haber are the ultimate 'wow' factor for your action stations. Available in 20" and 40" sizes, these stands can be customized with a carving board, grill or aluminum insert, and provide the perfect surface for keeping your food warm.

tempo



Tempo Heater Stand
w/Grill
DW08H40WGSS
L 40" W 14"
(Chafers sold separately)



Tempo Heater Stand
w/Grill
DW04H202WGSS
L 20" W 14"
(Chafers sold separately)



Tempo Heater Stand
w/Aluminum
DW08H40WSS
L 40" W 14"



Tempo Heater Stand
w/Aluminum
DW04H202WSS
L 20" W 14"



Maple Carving
Board
DW04H202CB34
L 20" W 14" H 3/4"



Heater Stand Grill
DW08H40GRILL
L 40" W 14"
DW04H202GRILL
L 20" W 14"



Heater Stand Aluminum
Plate w/Groove
DW08H40ALUM
L 40" W 14" H 3/8"
DW04H202ALUM
L 20" W 14"

Pair with Hollowick Chafing Fuels. See pages 84-87 for more information. **EZ6-3-8** Easy Heat 6-3-8 Hour • **XTRM4-24** Xtreme Heat 4 Hour • **PLUS6** Ready Heat Plus 6 Hour
D=Diameter L=Length W=Width H=Height • All products are measured at max capacity. For further details contact your customer service rep.

D.W. HABER *heater stands*


tower


Tower Heater Stand
w/Grill
DW08H40KGSS
L 40" W 14"
(Chafers sold separately)



Tower Heater Stand
w/Grill
DW04H202KGSS
L 20" W 14"
(Chafers sold separately)



Tower Heater Stand
w/Aluminum
DW08H40KSS
L 40" W 14"



Tower Heater Stand
w/Aluminum
DW04H202KSS
L 20" W 14"



Black Tower Heater
Stand w/Grill
DW08H40KGBK
L 40" W 14"



Black Tower Heater
Stand w/Grill
DW04H202KGBK
L 20" W 14"



Black Tower Heater
Stand w/Aluminum
DW08H40KBK
L 40" W 14"



Black Tower Heater
Stand w/Aluminum
DW04H202KBK
L 20" W 14"

millennium

Millennium Heater Stand
w/Grill
DW08H40DGSS
L 40" W 14"
(Chafers sold separately)



Millennium Heater Stand
w/Grill
DW04H202DGSS
L 20" W 14"
(Chafers sold separately)



Millennium Heater Stand
w/Aluminum
DW08H40DSS
L 40" W 14"



Millennium Heater Stand
w/Aluminum
DW04H202DSS
L 20" W 14"



rustic meets modern

Introducing the first ever HomeStyle cast iron chafer. With the rustic appeal of cast iron, these vessels feature a food and water pan concept that keeps your food from drying out, and work perfectly with either fuel or induction.



D.W. HABER *homestyle cast iron chafers*



HOMESTYLE CHAFERS



HomeStyle Dutch Oven/ Cast Iron Chafer
Red w/ Black Knob (w/o food pan)
DWG4R (5 qt) (4.7 L)

Red Cast Iron w/ SS Food Pan
DWG4RF



HomeStyle Dutch Oven/ Cast Iron Chafer
Black w/ Black Knob (w/o food pan)
DWG4 (5 qt) (4.7 L)

Black Cast Iron w/ SS Food Pan
DWG4F



Round Food Pan
DWG4RFP
L 11 7/8" W 11 7/8" H 2 3/4"
(For 4 qt Round Chafer)



Divided Round Food Pan
DWG4RFP2
L 12" W 12" H 3"
(For 4 qt Round Chafer)



Black Porcelain Round Food Pan
DW64RFPPORBK
L 12" W 12" H 2 3/4"
(For 4 qt Round Chafer)



White Porcelain Round Food Pan
DW64RFPPOR
D 12" H 2 3/4"
(For 4 qt Round Chafer)

universal cover holder



Satin Universal Cover Holder
DW396CVRHOLD1 L 10 7/8" H 4 1/2"



Satin Adapter Clip to
attach cover holder to
Wood Fusion Risers
DWFB14CLIPHOLD1



All chafers include a stainless steel food pan.

D=Diameter L=Length W=Width H=Height • All products are measured at max capacity. For further details contact your customer service rep.





proprietary teflon-coated stainless steel

The lightweight HomeStyle induction chafers are your go-to vessels for fuel or induction heating. Comprised of stainless steel or coated in black, white or red/black Teflon, these chafing dishes include a food pan, and are chip and scratch resistant. More so, the rectangle chafers have a built-in lid holder for convenient buffet service.



D.W. HABER *homestyle induction chafers*



HOMESTYLE CHAFERS





Round Black HomeStyle Chafer
DW06CWG8BK L 17 1/4" W 15" H 6" (2 gal) (7.5 L)
DW04CWG8BK L 14 1/4" W 12" H 6 3/4" (4 qt) (3.8 L)
DW02CWG8BK L 11 1/2" W 9 1/2" H 5 3/4" (2 qt) (1.9 L)



Round Black
 HomeStyle Soup Marmite
DW05CWG8BK
 L 14 1/4" W 12" H 7"
 (5 1/2 qt) (5.2 L)



Rectangle Black
 HomeStyle Chafer
DW04QCWG8BK
 L 15 1/2" W 11" H 8"
 (4 qt) (3.8 L)



Oval Black
 HomeStyle Chafer
DW02145CWG8BK
 L 17 1/2" W 11 5/8" H 6 1/2"
 (5 qt) (4.7 L)



Round Red/Black HomeStyle Chafer
DW06CWG8RD2 L 17 1/4" W 15" H 6" (2 gal) (7.5 L)
DW04CWG8RD2 L 14 1/4" W 12" H 6 3/4" (4 qt) (3.8 L)
DW02CWG8RD2 L 11 1/2" W 9 1/2" H 5 3/4" (2 qt) (1.9 L)



Round Red/Black
 HomeStyle Soup Marmite
DW05CWG8RD2
 L 14 1/4" W 12" H 7"
 (5 1/2 qt) (5.2 L)



Rectangle Red/Black
 HomeStyle Chafer
DW04QCWG8RD2
 L 15 1/2" W 11" H 8"
 (4 qt) (3.8 L)



Oval Red/Black
 HomeStyle Chafer
DW02145CWG8RD2
 L 17 1/2" W 11 5/8" H 6 1/2"
 (5 qt) (4.7 L)



Round White HomeStyle Chafer
DW06CWG8WT L 17 1/4" W 15" H 6" (2 gal) (7.5 L)
DW04CWG8WT L 14 1/4" W 12" H 6 3/4" (4 qt) (3.8 L)
DW02CWG8WT L 11 1/2" W 9 1/2" H 5 3/4" (2 qt) (1.9 L)



Round White
 HomeStyle Soup Marmite
DW05CWG8WT
 L 14 1/4" W 12" H 7"
 (5 1/2 qt) (5.2 L)



Rectangle White
 HomeStyle Chafer
DW04QCWG8WT
 L 15 1/2" W 11" H 8"
 (4 qt) (3.8 L)



Oval HomeStyle
 Chafer w/ 2 Handles White
DW02145CWG8WT
 L 17 1/2" W 11 5/8" H 6 1/2"
 (5 qt) (4.7 L)



Round Stainless Steel HomeStyle Chafer
DW06DG8SS L 17 1/4" W 15" H 6" (2 gal) (7.5 L)
DW04CWG8SS L 14 1/4" W 12" H 6 3/4" (4 qt) (3.8 L)



Round HomeStyle
 Soup Marmite SS
DW05CWG8SS
 L 14 1/4" W 12" H 7"
 (5 1/2 qt) (5.2 L)



Rectangle HomeStyle
 Chafer SS
DW04QCWG8SS
 L 15 1/2" W 11" H 8"
 (4 qt) (3.8 L)



Oval HomeStyle
 Chafer w/ 2 Handles SS
DW02145DG8SS
 L 17 1/2" W 11 5/8" H 6 1/2"
 (5 qt) (4.7 L)



food pans



Round Food Pan
DW06RFP4
D 15 1/4" H 3"
(For 2 gal Round Chafer)
DW64RFP
L 11 7/8" W 11 7/8" H 2 3/4"
(For 4 qt Round Chafer)



Divided Round Food Pan
DW06RFP2
D 15 1/4" H 3"
(For 2 gal Round Chafer)
DW64RFP2
L 12" W 12" H 3"
(For 4 qt Round Chafer)



Half Round Food Pan
DW06RFP22
L 15" W 6 1/2" H 3"
(For 2 gal Round Chafer)
DW06RFP22BAR Spacer Bar
L 14 3/4" W 3/4" H 3/4"



Round Food Pan
DW655RFP
(For 5 1/2 qt Round Chafer)



Oval Food Pan
DW02145NSS
D 14 1/2"
(For 5 qt Oval Chafer)



White Round Porcelain Food Pan
DW06RFP4POR
D 15 1/4" H 3"
(For 2 gal Round Chafer)
DW64RFP4POR
D 12" H 2 3/4"
(For 4 qt Round Chafer)



White Round S Divided Porcelain Food Pan
DW06RFP2SPOR
D 15 1/4" H 3"
(For 2 gal Round Chafer)



White Stainless Steel Half Round Food Pan
DW06RFP22WWT
L 15" W 6 1/2" H 3"
(For 2 gal Round Chafer)



White Stainless Steel Round Food Pan
DW655RFPWWT
(For 5 1/2 qt Round Chafer)



White Stainless Steel Oval Food Pan
DW02145NWT
(For 5 qt Oval Chafer)



White Stainless Steel Round Food Pan
DW06RFP4WWT
D 15 1/4" H 3"
(For 2 gal Round Chafer)
DW64RFPWWT
D 11 7/8" H 2 3/4"
(For 4 qt Round Chafer)



White Stainless Steel Divided Round Food Pan
DW06RFP2WWT
(For 1 1/2 & 2 gal Round Chafers)



White Stainless Steel Shallow Round Food Pan
DW06RFP3WWT
D 15 1/4" H 1"
(For 2 gal Round Chafer)



Shallow Round Food Pan
DW06RFP3
D 15 1/4" H 1"
(For 2 gal Round Chafer)



Rectangular Food Pan
DW04FP
(For 4 qt Rectangle Chafer)



Black Porcelain Food Pan
DW64RFP4PORBK
L 12" W 12" H 2 3/4"
(For 4 qt Round Chafer)



Round Food Pan
DW62RFP
D 9 1/2" H 3"
(For 2 qt Chafer)



White Stainless Steel Round Food Pan
DW62RFPWWT
D 9 1/2" H 3" (For 2 qt Chafer)



serving food in style

Create an inviting & cozy presentation on your buffet with Homestyle Chafers from Creations. Available in brushed stainless steel and antique bronze finishes, these unique vessels look like cookware you'd use at home, but have the functionality of a high-volume chafing dish at a great price point. Safe for the oven, freezer or on induction, the Homestyle Chafers are also dishwasher safe, making cleanup quick and easy.



INDUCTION



Chafer Round Brushed Stainless
7352MW302 L 18" W 15 3/4" H 5 1/2" (2 gal)
7352MW301 L 15" W 12 1/2" H 5" (4 qt)
7352MW300 L 12" W 10" H 5" (2 qt)



Chafer Rectangular
 Brushed Stainless
7352MW303
 L 16 1/2" W 10 3/4" H 6 1/2" (4 qt)



Chafer Round Soup
 Brushed Stainless
7352MW304
 L 15" W 12 1/2" H 5 1/4" (5 1/2 qt)



Chafer Round Antique Brushed Bronze
7353MW302 L 18" W 15 3/4" H 5 1/2" (2 gal)
7353MW301 L 15" W 12 1/2" H 5" (4 qt)
7353MW300 L 12" W 10" H 5" (2 qt)



Chafer Rectangular
 Antique Brushed Bronze
7353MW303
 L 16 1/2" W 10 3/4" H 6 1/2" (4 qt)



Chafer Round Soup
 Antique Brushed Bronze
7353MW304
 L 15" W 12 1/2" H 5 1/4" (5 1/2 qt)

food pans

Round Food Pan
DW06RFP4
 D 15 1/4" H 3"
 (For 2 gal Round Chafer)
DW64RFP
 L 11 7/8" W 11 7/8" H 2 3/4"
 (For 4 qt Round Chafer)



Divided Round Food Pan
DW06RFP2
 D 15 1/4" H 3"
 (For 2 gal Round Chafer)
DW64RFP2
 L 12" W 12" H 3"
 (For 4 qt Round Chafer)



Half Round Food Pan
DW06RFP22
 L 15" W 6 1/2" H 3"
 (For 2 gal Round Chafer)
DW06RFP22BAR Spacer Bar
 L 14 3/4" W 3/4" H 3/4"



Round Food Pan
DW655RFP
 (For 5 1/2 qt Round Chafer)



Round Food Pan
DW62RFP
 D 9 1/2" H 3"
 (For 2 qt Round Chafer)



White Round Porcelain Food Pan
DW06RFP4POR
 D 15 1/4" H 3"
 (For 2 gal Round Chafer)
DW64RFP4POR
 D 12" H 2 3/4"
 (For 4 qt Round Chafer)



White Round S Divided
 Porcelain Food Pan
DW06RFP2SPOR
 D 15 1/4" H 3"
 (For 2 gal Round Chafer)



White Stainless Steel
 Half Round Food Pan
DW06RFP22WHT
 L 15" W 6 1/2" H 3"
 (For 2 gal Round Chafer)



White Stainless Steel
 Round Food Pan
DW655RFPWT
 (For 5 1/2 qt Round Chafer)



White Stainless Steel
 Round Food Pan
DW62RFPWT
 D 9 1/2" H 3"
 (For 2 qt Round Chafer)



White Stainless Steel
 Round Food Pan
DW06RFP4WHT
 D 15 1/4" H 3"
 (For 2 gal Round Chafer)
DW64RFPWT
 D 11 7/8" H 2 3/4"
 (For 4 qt Round Chafer)



White Stainless Steel
 Divided Round Food Pan
DW06RFP2WHT
 (For 2 gal Round Chafer)



White Stainless Steel
 Shallow Round Food Pan
DW06RFP3WHT
 D 15 1/4" H 1"
 (For 2 gal Round Chafer)



Shallow Round Food Pan
DW06RFP3
 D 15 1/4" H 1"
 (For 2 gal Round Chafer)



Rectangular Food Pan
DW04FP
 (For 4 qt Rectangle Chafer)



Black Porcelain Food Pan
DW64RFP4PORBK
 L 12" W 12" H 2 3/4"
 (For 4 qt Round Chafer)



pots & casserole dishes with easy maintenance

Folio Cookware & Bakeware bring a whole new level of cooking to the kitchen. These 4-ply ceramic, non-stick pots and casserole dishes are made of lightweight cast aluminum and feature an unbreakable body with excellent cold and heat retention. With the versatility of being used on electric or gas cooktops and oven or induction, the cookware pots offer a unique solution for your buffet presentation, while the bakeware crocks and casseroles are oven safe, providing the perfect vessel for single serve items or sides. Each shape is specifically designed for stacking, and is even dishwasher safe!



6976
Black Granite



6977
Bronzed Granite



6978
Blue Granite



Crocks &
Casseroles

Cooking
Pots



ELECTRIC



GAS



INDUCTION



GLASS TOP



OVEN



Round Induction Buffet Pot Black Granite
w/Tempered Glass Lid
6976QU003 L 14 3/4" W 11 3/4" H 4 1/2" (1 1/2 gal)
6976QU004 L 14 3/4" W 11 3/4" H 3 1/4" (4 qt)

Round Induction Buffet Pot Black Granite (No Lid)
6976QU003B L 14 3/4" W 11 3/4" H 4 1/2" (1 1/2 gal)
6976QU004B L 14 3/4" W 11 3/4" H 3 1/4" (4 qt)



Round Induction Buffet Pot Bronzed Granite
w/Tempered Glass Lid
6977QU003 L 14 3/4" W 11 3/4" H 4 1/2" (1 1/2 gal)
6977QU004 L 14 3/4" W 11 3/4" H 3 1/4" (4 qt)

Round Induction Buffet Pot Bronzed Granite (No Lid)
6977QU003B L 14 3/4" W 11 3/4" H 4 1/2" (1 1/2 gal)
6977QU004B L 14 3/4" W 11 3/4" H 3 1/4" (4 qt)



Round Induction Buffet Pot Blue Granite
w/Tempered Glass Lid
6978QU003 L 14 3/4" W 11 3/4" H 4 1/2" (1 1/2 gal)
6978QU004 L 14 3/4" W 11 3/4" H 3 1/4" (4 qt)

Round Induction Buffet Pot Blue Granite (No Lid)
6977QU003B L 14 3/4" W 11 3/4" H 4 1/2" (1 1/2 gal)
6977QU004B L 14 3/4" W 11 3/4" H 3 1/4" (4 qt)

Replacement Tempered Glass Lid W/Silicone Rim and Knob **6975QU002** D 11 1/4"

bakeware



Oval Casserole w/Handles
QU012
L 10 1/2" W 7 1/2" H 1 7/8" (30 oz)
QU011
L 13" W 9 1/8" H 2 1/4" (56 oz)



Round Crock
QU015
L 7 1/8" W 5 7/8" H 2 1/2" (22 oz)
Lid For Round Crock
QU016 D 5 7/8" H 1 1/2"



Oval Mini Crock
QU013
L 7 1/4" W 4 7/8" H 1 7/8" (14 3/4 oz)



Round Mini Crock
QU009
L 6 1/8" W 4 3/4" H 1 3/4" (11 1/2 oz)



Round Skillet
QU008
L 10 1/8" W 6 1/2" H 1 1/2" (16 oz)

D=Diameter L=Length W=Width H=Height • All products are measured at max capacity. For further details contact your customer service rep.



HALL CHINA *buffet*



unmatched heat and cold retention

The ceramic food pans from Hall China allow cooked foods to maintain their quality longer. The ceramic body distributes heat and cold more evenly, all the while elevating the look of any buffet presentation. Available in both bright white and white, these food pans have the ability to match your existing tableware.


HALL CHINA *white*


Full Size Food Pan
HL1017POAWHA
L 20 3/4" W 12 3/4" H 2 1/2"
(6 1/4 qt)



Half Size Food Pan
HL1016POAWHA
L 12 3/4" W 10 3/8" H 2 1/2"
(2 3/4 qt)



Steam Table Inset
HL8WOAWHA
D 10 3/4" H 9" (9 qt)
Fits: 10 1/2" Opening

HALL CHINA *bright white*


Full Size Food Pan
HL1017POABWA
L 20 3/4" W 12 3/4" H 2 1/2"
(6 1/4 qt)



Half Long Food Pan
HL1015POABWA
L 20 3/4" W 6 3/8" H 2 1/2"
(2 1/2 qt)



Half Size Food Pan
HL1016POABWA
L 12 3/4" W 10 3/8" H 2 1/2"
(2 3/4 qt)



Chafing Dish
HL8710ABWA
L 15 1/8" H 2 3/4"
(5 1/2 qt)





Heating Lamps & Carving Boards

Ideal for maintaining safe temperatures while chefs prepare and serve food on a buffet, D.W. Haber's collection of heat lamps & carving units will create a standout presentation. With telescoping lamps and elevated boards, your catering expectations will be far exceeded through features such as multiple heat lamp finishes, removable & interchangeable carving surfaces, and recessed edges to keep your surfaces clean.



D.W. Haber
Black Tower
Heater Stand Frame
DW08H40KFRMBK
L 40" W 14"

Hollowick
Chafing Fuel
EZ6-3-8
Easy Heat 6-3-8 Hour

D.W. Haber
Maple Carving
Board
DW04H202CB34
L 20" W 14" H 3/4"

D.W. Haber
Heater Stand Aluminum
Plate w/Groove
DW04H202ALUM
L 20" W 14"

D.W. Haber
Modern Black
Double Head Heat Lamp
DW0499M2BK
L 22" W 16" H 16"

D.W. Haber
Grey Wash Square Riser
DWFB147WDGW
L W 14" H 7"

D.W. Haber
Round Black HomeStyle Chafer
DW06CWG8BK
L 14" W 3 1/2" H 6" (2 gal) (7.5 L)

D.W. Haber
Induction Warmer 300 Watt
DWELIN300B
L 13 1/2" W 12 1/2" H 4 1/2"

Black Fusion Induction Adapter Ring
DWFB14ADAPBK



D.W. Haber
Grey Wash Square Riser
DWFB612WDGW
L W 6" H 12"

D.W. Haber
Black Glass Square Tile
DWFBGL6BK
L W 6" H 3/8"

Rona Dorado
Free Formed Carafe
4810R123
(1 qt) H 11 1/2"

D.W. Haber
Black Glass Rectangle Tile
DWFBGL2411BK
L 24" W 11" H 3/8"

Steelite Performance
Nyx Bowl
12050480
D 4 1/2" H 2" (12 oz)

Creations Melamine
Quarry Platter
7192TM304
L 18" W 9" H 1 1/2"

D.W. Haber
Black Teflon Riser
DW073124116BK
L 24" W 11" H 6"

D.W. Haber
Black Glass Rectangle Tile
DWFBGL2411BK
L 24" W 11" H 3/8"

Bormioli Rocco
Bodega Mini
4912Q016
(7 1/2 oz)

Bormioli Rocco
Ypsilon Shot Glass
4945Q426
(2 1/4 oz)

D.W. Haber
Black Teflon Riser
DW073114143BK
L W 14" H 3"

D.W. Haber Grey Wash Teak
Wood Square Tile
DWFBWD1414SGW
L W 14"

Steelite Performance
Craft Licorice FreeStyle Bowl
12090525
L 5" W 3 3/4" H 2 1/8" (4 oz)



keep food hot

The Modern, Fusion, and Tempo heat lamps are perfectly designed to keep your food hot. Available in fixed or telescoping positions, these stainless steel lamps have single or double heads to accommodate your foodservice needs. Additionally, all fixed height lamps can be produced in black or other powder coated colors to create the look that suits your buffet presentation.

telescoping feature available on all D.W. Haber lamps

The telescoping feature allows bulb height to range from 13" to 23" to maximize range of keeping food hot.



Modern Black
Single Head Heat Lamp
DW0499MBK
L 18" W 7 1/2" H 16"



Modern White
Single Head Heat Lamp **NEW**
DW0499MWHT
L 18" W 7 1/2" H 16"



Modern Single Head
Heat Lamp
DW0499MSS H 16"
Hammered Modern
DW0499MMSS H 16"



Modern Adjustable
Single Head Heat Lamp
DW0499MTSS
L 18" W 7 1/2" H 23"



Modern Black
Double Head Heat Lamp
DW0499M2BK
L 22" W 16" H 16"



Modern White
Double Head Heat Lamp **NEW**
DW0499M2WHT
L 22" W 16" H 16"



Modern Double Head
Heat Lamp
DW0499M2SS H 16"
Hammered Modern
DW0499M2MSS H 16"



Modern Adjustable
Double Head Heat Lamp
DW0499MT2SS
L 22" W 16" H 23"



Fusion Non Telescoping
Single Head Heat Lamp
DW0499MFSS
H 16"



Fusion Telescoping
Single Head Heat Lamp
DW0499MFTSS
L 18" W 7 1/2" H 23"



Tempo Cylindrical
Single Head Heat Lamp
DW0499MRSS
H 16"



Fusion Non Telescoping
Double Head Heat Lamp
DW0499MF2SS
H 16"



Fusion Telescoping
Double Head Heat Lamp
DW0499MFT2SS
L 22" W 16" H 23"



Tempo Cylindrical
Double Head Heat Lamp
DW0499MR2SS
H 16"



All Single Head Lamps: 110v | 250 watt | 2.3 Amp • All Double Head Lamps: 110v | 500 watt | 4.5 Amp
All adjustable and telescoping lamps are 13" lowest adjustable height to highest adjustable height 23" from table to shade. All other lamps are 16" from table to lamp shade.
For 220v Schuko plug add 'E2' to product code, for 220v UK plug add 'E3'. For AUS plug add 'E4'

D=Diameter L=Length W=Width H=Height • All products are measured at max capacity. For further details contact your customer service rep.



daisy chain connectivity

Expanding your hot buffet just got easier with stainless steel heat lamps from Creations. These fixed height lamps are constructed with daisy chain hook ups so that you can easily sync multiple lamps together on your foodservice display. Available in both single and double heads, the Creations heat lamps offer brilliant functionality and make a statement with any buffet presentation.



Portable Stainless Steel
Modern Heat Lamp
7351MW308
Single Head Daisy Chain H 22"



Portable Stainless Steel
Modern Heat Lamp
7351MW309
Double Head Daisy Chain H 22"

All Single Head Lamps: 110v | 250 watt | 2.3 Amp • All Double Head Lamps: 110v | 500 watt | 4.5 Amp
All adjustable and telescoping lamps are 13" lowest height to highest adjustable height 23" from table to shade. All other lamps are 16" from table to lamp shade.
D=Diameter L=Length W=Width H=Height • All products are measured at max capacity. For further details contact your customer service rep.



a cut above the rest

Designed to enhance the protein on your buffet service, D.W. Haber's carving boards and stands feature a well-built stainless steel frame and either butcher block, aluminum or granite options for the insert. The versatile 24x18" stands have interchangeable surfaces and feature a drip edge to catch any juices, while the Carving Extreme offers a catch basin to keep surrounding surfaces clean. In either case, your carving station will be elevated from the table, providing an enhanced catering presentation.



Boos Carving Station w/ Attached
Lamp Single, Modern Frame
DW724MLWSS L 24" W 18"
Boos Carving Station w/ Attached
Lamps Double, Modern Frame
DW724ML2WSS L 24" W 18"



Carving Extreme w/Butcher Block
DW728R24SS D 30"
Seafood Extreme
DW728R24NSS D 30"
Round Maple Butcher Block w/Finger Grips
DW726WDFG25 D 24" H 2 1/2"
Must use Telescoping Lamp due to height



Boos Carving Board
w/ Wood, Modern Frame
DW724MWSS
L 24" W 18"



Carving Board w/ Heated Granite
w/ Electric Aluminum 110v, Modern Frame
DW724MGBGESS
L 24" W 18"



Carving Board Electric
Aluminum Hot Plate 110v, Modern Frame
DW724MAESS
L 24" W 18"

All 24" x 18" stands have interchangeable surfaces. Heated aluminum & heated granite options truly keep food hot. Granite will hold temperature between 140°-160° F (60°-71° C), and all electric versions are available in 220v.

D=Diameter L=Length W=Width H=Height • All products are measured at max capacity. For further details contact your customer service rep.





Beverage & Cereal Dispensers

Beverage & cereal dispensers are essential for venues looking to create the ultimate buffet presentation. Steelite's Collection of 18/10 stainless steel beverage servers provide elegance & style, while the durability is tested and approved for commercial foodservice. The cereal dispensers help minimize waste and maintain cleanliness, creating that lasting impression that professional caterers desire.



Kenny Mack
Carved Cup/Lid Holder
KMK1008ES
L W 4 1/2" H 8"
Espresso

D.W. Haber
Grey Wash Teak
Wood Square Tile
DWFBWD66SGW
L W 6"

D.W. Haber
Black Teflon Riser
DW0731664BK
L W 6" H 4"

Folio Lucia
Coupe Plate
4422RF070
D 6"

Creations
3-Tier Stand With Pipe Legs
6525T204
D 14" H 26"
Ebony

Bormioli Rocco
Rock Bar Shot Glass
4939Q335
(2 1/2 oz)

D.W. Haber
Grey Wash Teak
Wood Rectangle Tile
DWFBWD2411SGW
L 24" W 11"

D.W. Haber
Black Teflon Riser
DW073124113BK
L 24" W 11" H 3"

Folio Lucia
Stack Mug
4422RF023
L 4 5/8" W 3 1/4"
H 3 3/4" (12 oz)

Folio Lucia
Stack Soup Cup
4422RF014
D 4 1/4" H 2 3/8" (10 oz)

Creations Satin Base
Insulated Coffee Pot
7502WL002
L 6" H 8 3/4" (51 oz)
7502WL001
L 5 3/4" H 7 3/8" (34 oz)



D.W. Haber Tower
Vacuum Insulated Coffee Urns
DW33KTVACSS
L 15" W 14 1/2" H 27" (3 gal) (11.4 L)

D.W. Haber
Square Drip Tray w/Drainer
DWD RIP5QSETSS
L W 5"

D.W. Haber
Engraved ID Tents
Mirror Stainless Steel
DWIDTENTCSS Coffee L 3 3/4" W 2 1/4"
DWIDTENTDSS Decaf L 3 3/4" W 2 1/4"
DWIDTENTHSS Hot Water L 3 3/4" W 2 1/4"

D.W. Haber Tower
Vacuum Insulated Coffee Urns
Textured Black
DW41KTVACBKSS
L 14" W 14" H 23" (1 1/2 gal) (5.7 L)

Kenny Mack
Carved Beverage
Napkin Holder
KMK1010ES
L W 6" H 4"
Espresso

Kenny Mack
Carved Tea/Sugar
Packet Holder
KMK1013ES
L 8 1/2" W 9" H 2 1/2"
Espresso

Rona Eclipse
Juice Tumbler
480138R002
(12 1/4 oz)



beverage service done right

Serve warm beverages the right way with D.W. Haber's collection of coffee urns. Never worry about warm or burnt coffee with the vacuum insulated urns. The convenient vacuum technology keeps coffee at 165°F for five hours in a 5-gallon urn and over three hours in a 3-gallon urn without preheating. Urns are available with Tempo or Tower leg designs, and can be ordered as either fuel heated or vacuum sealed

tower



Tower Vacuum Insulated Coffee Urns
DW35KTVACSS
L 17" W 16 1/2" H 31" (5 gal) (19 L)
DW33KTVACSS
L 15" W 14 1/2" H 27" (3 gal) (11.4 L)
DW31KTVACSS
L 14" W 14" H 23" (1 1/2 gal) (5.7 L)



Tower Fuel Coffee Urns
DW35KSS
L 15" W 14 1/2" H 27" (5 gal) (19 L)
DW33KSS
L 14" W 14" H 23" (3 gal) (11.4 L)
DW31KSS
L 13" W 12" H 18 3/4" (1 1/2 gal) (5.7 L)



Tower Vacuum Insulated Coffee Urns
Textured Black
DW45KTVACBKSS
L 17" W 16 1/2" H 31" (5 gal) (19 L)
DW43KTVACBKSS
L 15" W 14 1/2" H 27" (3 gal) (11.4 L)
DW41KTVACBKSS
L 14" W 14" H 23" (1 1/2 gal) (5.7 L)



Tower Fuel Coffee Urns
Textured White
DW45KWTSS
L 15" W 14 1/2" H 27" (5 gal) (19 L)
DW43KWTSS
L 14" W 14" H 23" (3 gal) (11.4 L)
DW41KWTSS
L 13" W 12" H 18 3/4" (1 1/2 gal) (5.7 L)

tempo



Tempo Vacuum Insulated Coffee Urns
DW35WTVACSS
L 17" W 16" H 31" (5 gal) (19 L)
DW33WTVACSS
L 15" W 14 1/2" H 27" (3 gal) (11.4 L)
DW31WTVACSS
H 24" (1 1/2 gal) (5.7 L)



Tempo Fuel Coffee Urns
DW35WSS
L 15" W 14 1/2" H 27" (5 gal) (19 L)
DW33WSS
L 14" W 14" H 23" (3 gal) (11.4 L)
DW31WSS
L 13" W 12" H 19" (1 1/2 gal) (5.7 L)



Tempo Vacuum Insulated Coffee Urns
Textured White
DW45WTVACWTSS
L 17" W 16" H 31" (5 gal) (19 L)
DW43WTVACWTSS
L 15" W 14 1/2" H 27" (3 gal) (11.4 L)
DW41WTVACWTSS
H 24" (1 1/2 gal) (5.7 L)



Tempo Fuel Coffee Urns
Textured Black
DW45WBKSS
L 15" W 14 1/2" H 27" (5 gal) (19 L)
DW43WBKSS
L 14" W 14" H 23" (3 gal) (11.4 L)
DW41WBKSS
L 13" W 12" H 19" (1 1/2 gal) (5.7 L)

Pair with Hollowick Chafing Fuels. See pages 84-87 for more information.

EZ6-3-8 Easy Heat 6-3-8 Hour • **PLUS6** Ready Heat Plus 6 Hour **READY6** Ready Heat 6 Hour • **BUFF6-24** Buffet Heat 6 Hour

air pot & cover-up



Zojirushi Air Pot w/
Double Wall SS Liner
DW02823LZLPOTSS
L 9" W 7" H 17" (3 qt)



Modern Air Pot Cover-Up
DW02823LZLSS
L 12" W 10" H 15 1/2"
For DW02823LZLPOTSS (3 qt)

DW02823LZLSSSET Modern Cover-Up w/ Air Pot 2 pc. Set (3 qt)

tents & card holders



Engraved ID Tents Mirror Stainless Steel
DWIDTENTCSS Coffee L 3 3/4" W 2 1/4"
DWIDTENTDSS Decaf L 3 3/4" W 2 1/4"
DWIDTENTHSS Hot Water L 3 3/4" W 2 1/4"



DWIDTENTXSS Blank L 3 3/4" H 2 1/4"
Unlimited options for engraving on Tents (ex. Tea, Cream, Milk, etc.)

Freestanding Card Holder
DW07372SS
L 3 7/8" W 2 3/8"

drip trays



Drip Tray w/Drainer
DW30045SET
D 5 1/4"



Square Drip Tray w/Drainer
DWDRI5QSSETSS
L W 5"



WORTHY, NOBLE & KENT *coffee urns*



quality design & convenient service

Establish your buffet presentation to include style & functionality with beverage dispensers from Worthy, Noble & Kent. Both the juice dispensers and 18/10 stainless steel coffee urns feature drip-free dispensers and a sturdy base. For drinks both hot and cold, WNK is a go-to for quality design & convenient service.



Coffee Urn Single Wall
5370S509 Straight Base
 L 12 1/2" W 12 1/2" H 23 1/2" (11 1/2 qt)
5370S420 Traditional Base
 L 12 1/2" W 12 1/2" H 23 1/2" (11 1/2 qt)
 Tap for Coffee Urn
5370S423 (1/2 Chrome Finish) H 4 7/8"
5370S424 Tap Connector for Coffee Urn



Coffee Urn Single Wall
5370S510 Straight Leg Base
 L 14" W 13" H 26 1/4" (20 qt)
5370S421 Traditional Base
 L 14" W 13" H 21 1/4" (20 qt)
 Tap for Coffee Urn
5370S423 (1/2 Chrome Finish) H 4 7/8"
5370S424 Tap Connector for Coffee Urn



Coffee Urn Single Wall
5370S511
 Straight Leg Base
 L 13 1/4" W 16 1/2" H 23 1/2"
 (5 1/4 qt)



Coffee Urn Double Wall
5370S422
 Straight Leg Base
 L 14" W 13" H 21 1/4"
 (8 1/2 qt)
 Tap for Coffee Urn
5370S423
 (1/2 Chrome Finish) H 4 7/8"
5370S424
 Tap Connector for Coffee Urn

Pair with Hollowick Chafing Fuels.
 See pages 84-87 for more information.
EZ6-3-8 Easy Heat 6-3-8 Hour • **PLUS6** Ready Heat Plus 6 Hour
READY6 Ready Heat 6 Hour • **BUFF6-24** Buffet Heat 6 Hour

Pair with Hollowick Chafing Fuels.
 See pages 84-87 for more information.
EZ4-2-5 Easy Heat 4-2-5 Hour • **PLUS4** Ready Heat Plus 4 Hour
READY4 Ready Heat 4 Hour • **BUFF4** Buffet Heat 4 Hour



reducing the spread of germs

Pouring a cup of coffee or juice just got easier with D.W. Haber's Touchless Faucets. Simply press a cup against the dispenser to activate the flow and pull away once filled. The Touchless Plus is hands and drip-free, and its wide body targets the side of the glass and not the rim, which ultimately reduces the spread of germs. Made of 18/10 stainless steel, the spouts are resistant to rust and fit any D.W. Haber, Creations and WNK urn or juicer on self-serve stations and buffets.



touchless+

Works on all D.W. Haber & WNK urns & juicers.
Single point of contact reduces the spread of germs.

Touchless Plus Faucet Handle
DWFCTHDL3DNTSS • L 5 1/2" W 4"



touchless

Works on all D.W. Haber Fusion Buffet bases.
Made of rust resistant 18/10 stainless steel.

Touchless Faucet Handle for Fusion Buffet Bases
DWFCTHDL3WNTSS • L 4 3/4" W 3"

*Faucet handle shown attached to insert set. Touchless faucets sold separately. Urns and/or juicers not included.

D=Diometer L=Length W=Width H=Height • All products are measured at max capacity. For further details contact your customer service rep.



beverage service done right

Serve chilled beverages the right way with D.W. Haber's collection of juice dispensers. Available in Tempo, Tower, Millennium, and Fusion, the juicers have an ice sleeve in the center to keep drinks chilled, and a universal base fits three different sized juice vessels.



tempo

Tempo Juicer
DW12JLWSS L 12" W 10" H 25 1/2" (3 gal) (11.4 ltr)
DW07JLWSS L 11" W 11" H 20" (2 gal) (7.6 ltr)
DW04JLWSS L 11" W 11" H 16" (4 qt) (3.8 ltr)



tower

Tower Juicer
DW12JLKSS L 12" W 10" H 25 1/2" (3 gal) (11.4 ltr)
DW07JLKSS L 11" W 11" H 20" (2 gal) (7.6 ltr)
DW04JLKSS L 11" W 11" H 16" (4 qt) (3.8 ltr)



millennium

Millennium Juicer
DW12JLDSS L 12" W 10" H 25 1/2" (3 gal) (11.4 ltr)
DW07JLDSS L 11" W 11" H 21 1/4" (2 gal) (7.6 ltr)
DW04JLDSS L 11" W 11" H 17 1/2" (4 qt) (3.8 ltr)



ash grey teak

Juicer w/Ash Grey Teak Wood Base
DW12JLWDAG (3 gal) (11.4 ltr)
DW07JLWDAG (2 gal) (7.6 ltr)
DW04JLWDAG (4 qt) (3.8 ltr)



grey wash teak

Juicer w/Grey Wash Teak Wood Base
DW12JLWDGW (3 gal) (11.4 ltr)
DW07JLWDGW (2 gal) (7.6 ltr)
DW04JLWDGW (4 qt) (3.8 ltr)



natural teak

Juicer w/Natural Teak Wood Base
DW12JLWDT (3 gal) (11.4 ltr)
DW07JLWDT (2 gal) (7.6 ltr)
DW04JLWDT (4 qt) (3.8 ltr)



Juice Dispenser Single
5370S495
L 9" W 14 3/8" H 22 3/4"
(5 1/4 qt)



Juice Dispenser
5370S410 Single L 10 1/4" W 13 3/4" H 22 3/4" (7 qt)
ACCESSORIES & REPLACEMENTS (for S410 only)
5370S415 Juice Dispenser Tank w/Connector and Tap Complete
5370S414* Acrylic Tank for Juice Dispensers (7 qt)

D.W. HABER *drip trays*


Drip Tray w/Drainer
DW30045SET
D 5 1/4"



Square Drip Tray w/Drainer
DWDRI5QSETSS
L W 5"



introducing the perfect party companion

The Nantucket & Bon Bon Punch Barrels provide an authentic rustic feel to your foodservice presentation. Available in a few sizes, these dispensers are perfect for outdoor parties, hotel lobbies, buffets and more. With features like clip top lids, acacia stands, and easy-to-use taps, these barrels are perfect for serving freshly squeezed lemonade, infused waters or pre-batched cocktails.



Bon Bon Punch Barrel
UR90034
L 10 1/4" W 9 1/4" H 14 1/2"
(8 3/4 qt)



Nantucket Punch Barrel
UR90033
L 6 1/2" W 7 1/8" H 6 3/4"
(5 qt)



Nantucket Punch Barrel
UR90030
L 8 3/8" W 8 5/8" H 8 7/8"
(9 qt)



Nantucket Stand
UR90135
L 8 1/4" W 8 5/8" H 6 3/4"



Acacia Punch Barrel Stand/Bowl
UJMP831 L 6 3/4" W 7 1/8" H 5 1/2"
UJMP829 L 8 1/2" W 9" H 5 3/4"



Creations juicer stand with custom powder coating

refreshing infused beverages

Add some modern flair to your buffet display with an acrylic juice dispenser from Creations. A square body is accompanied by a contemporary stainless steel stand that can be custom powder-coated to appeal to any style. With a central tube that works great as an infuser for flavored beverages, these juicers will add a fresh look to buffets, lobbies, beverage stations and more.



Juice Dispenser
with Stainless Steel Stand
7345MW305
L 10 1/2" W 8 1/2" H 20 3/8"
(8 qt)



beautiful display, mess-free service

Ideal for hotels, restaurants, and cafeterias, the Creations Cereal Dispensers feature an elongated tube to beautifully display and serve your favorite cereals. The rubber turn-style mechanism warrants a mess-free service, ensuring that the food won't crumble and helps control food cost. Find the perfect match for the cereal dispensers in the D.W. Haber Insulated Milk Dispensers. Available in Tempo, Tower or Millennium, these dispensers are designed with an ice sleeve that keeps milk at refrigerator temperature for over 5 hours.



DW055MSS Dispenser Only (No Stand) (5 1/2 qt)
DW07JSTNDWDAG Fusion Base Ash Grey Teak
DW07JSTNDWDT Fusion Base Natural Teak
DW07JSTNDWDGW Fusion Base Grey Wash Teak

tempo



Tempo
 Insulated Milk Dispenser
 w/ Ice Sleeve SS
DW055MLWSS
 L 11" W 11" H 20"
 (5 1/2 qt) (5.2 ltr)
 Keeps milk at refrigerator
 temperature for over 5 hours
 Dispenser Only (No Stand)
DW055MSS

tower



Tower
 Insulated Milk Dispenser
 w/ Ice Sleeve SS
DW055MLKSS
 L 11" W 11" H 20"
 (5 1/2 qt) (5.2 ltr)
 Keeps milk at refrigerator
 temperature for over 5 hours
 Dispenser Only (No Stand)
DW055MSS

millennium



Millennium
 Insulated Milk Dispenser
 w/ Ice Sleeve SS
DW055MLDSS
 L 11" W 11" H 20"
 (5 1/2 qt) (5.2 ltr)
 Keeps milk at refrigerator
 temperature for over 5 hours
 Dispenser Only (No Stand)
DW055MSS

CREATIONS *cereal dispensers*

creations



Double Cereal Dispenser
7345MW117
 L 19" W 11" H 31" (11.6 qt Per Cylinder)



Single Cereal Dispenser
7345MW116
 L 12 1/2" W 9 3/4" H 31" (11.6 qt)



chilled to perfection

D.W. Haber beverage & seafood chillers are designed for buffet and tableside service. With both single & double wall options, the wine coolers sit on their own stands to provide easy access for guests as well as a touch of elegance. While the larger beverage chillers and seafood extreme feature built in drains and double wall insulation to prevent sweating. In either case, the stainless steel construction is ultra durable and made to last!



Rectangular Beverage Tub Insulated Double Wall
DWTUB36187
L 36" W 18" H 7"



Seafood Extreme
DW728R24NSS
D 30"



Punch Bowl w/Heavy Border SS
DW04052SS
L 18 1/2" W 8 1/2" H 12" (5 gal)



optional 3" Drainer



Drain Valve

- Double wall means no sweat
- 24" diameter (fits 12 wine bottles)
- Includes low drain plate to seat wine bottles
- Optional 3" drainer for shallow beverages
- Capable for use with food or drink presentations
- Available in satin finish and mirror polish

Double Wall Beverage Extreme Mirror SS
DW0724TSETSS D 24"

Drainer for Beverage Extreme
DW0724TDRN3 D 24" H 3"

CREATIONS *party tub*

creations



Party Tub
7600CV035
L 20 3/4" W 17 3/4" H 10 1/4" (7 gal)



D.W. HABER *wine coolers*



Wine Stand For Two Bottle
Oval Scoop Cooler SS
DW040062VSS
L 11 1/2" W 9" H 24 1/2"
Oval Scoop Wine Cooler
Two Bottle
DW040162VSS
L 10 1/2" W 8" H 8 1/2"



Wine Stand For Six Bottle
Oval Scoop Cooler SS
DW040066VSS
L 11 1/2" W 15" H 23 1/2"
Oval Scoop Wine Cooler
Six Bottle
DW040166VSS
L 16" W 9" H 9"



Wine Stand
for Double Wine Cooler
DW040042SS
L 11 1/2" W 9" H 24"
Double Wine Cooler
w/Ogee Border
DW040142SS
L 10 1/2" W 9 1/2" H 9"



ROBERT WELCH *drift*



Wine/Champagne
Bucket Stand
5977RW003
D 11" H 25 1/4"



Wine/Champagne
Cooler Large
5977RW020
L 10 5/8" W 16 1/8" H 16 1/8"



Double Wine/Champagne
Bucket
5977RW002
L 11" W 8 1/2" H 9"
Single Wine/Champagne
Bucket
5977RW001
L 8 7/8" W 7 1/2" H 8 3/8"



Double Walled
Wine/Champagne Cooler
5977RW013
L 5 3/8" W 5 1/4" H 9"



CREATIONS *wine coolers*



Wine Bucket
7600CV036
D 8 1/4" H 8 5/8"
Wine Bucket Stand
7600CV037
L 9 7/8" W 10 7/8" H 28 3/8"



Wine Stand
7600CV041
L 10 1/4" W 9 1/2" H 28"



Wine Bucket Satin
7600CV040
D 7" H 8 1/4"



GENWARE *wine coolers*



Satin Stainless Steel
Wine Bucket Stand
GW695018
D 9 7/8" H 21 3/4"



Stainless Steel
Wine Bucket w/Ring Handles
GW26203
D 8" H 7 5/8"



Stainless Steel
Wine Cooler
GW003
D 4 3/4" H 7 1/4"



GENWARE *coffee jugs*

GenWare
LONDON



Mirror Finish
Water Pitcher
7345MW107
L 8" H 10 1/2"
(3 1/2 qts)



Satin Base
Insulated Coffee Pot
7502WL002
L 6" H 8 3/4"
(1 1/2 qt)



Satin Base
Insulated Coffee Pot
7502WL001
L 5 3/4" H 7 3/8"
(1 qt)



Black Stainless Steel
Vacuum Push Button Jug
GWV2099BK
L 7" W 5 5/8" H 9 7/8"
(2 qt)



Black Stainless Steel
Vacuum Push Button Jug
GWV1299BK
L 7" W 5 5/8" H 7 5/8"
(1 1/4 qt)



unique designs for the table & beyond

Accessorize your beverage service display with resin solutions by Kenny Mack. Featuring precisely designed holders for napkins, coffee cups or lids, straws, tea packets and more, these highly durable accessory items are available in 3 colors and provide unique display opportunity for foodservice.



Carved Tea/Sugar Packet Holder
Espresso
KMK1013ES
L 8 1/2" W 9" H 2 1/2"



Carved Cup/Lid Holder
Espresso
KMK1008ES
L W 4 1/2" H 8"



Carved Beverage Napkin Holder
Espresso
KMK1010ES
L W 6" H 4"



Carved Bar Napkin/Straw Holder
Espresso
KMK1015ES
L 10 1/4" W 6 1/2" H 4"



Tea/Sugar Packet Holder
Shell
KMK1013SH
L 8 1/2" W 9" H 2 1/2"



Carved Cup/Lid Holder
Shell
KMK1008SH
L W 4 1/2" H 8"



Beverage Napkin Holder
Shell
KMK1010SH
L W 6" H 4"



Bar Napkin/Straw Holder
Shell
KMK1015SH
L 10 1/4" W 6 1/2" H 4"



Carved Tea/Sugar Packet Holder
Tangerine
KMK1013TG
L 8 1/2" W 9" H 2 1/2"



Carved Cup/Lid Holder
Tangerine
KMK1008TG
L W 4 1/2" H 8"



Carved Beverage Napkin Holder
Tangerine
KMK1010TG
L W 6" H 4"



Candle Holder Oval
D 3 1/2" H 3 1/2"
KMK2409SBICE Sky Blue Ice
KMK2409ICESH Ice Shell
KMK2409TGP Tangerine Pearl
KMK2409TOR Tortoise





Induction, Chafing Fuel & Burners

Commercial catering is easier with induction, chafing fuel and burner solutions from Steelite. The best alternative to open flame, induction technology utilizes magnetic currents to heat pots, pans & chafing dishes to provide a safe & efficient cooking experience. Chafing fuel from Hollowick is portable, easy to use, and provides consistent heat for hours, making them the ideal choice for catering events. Butane burners, on the other hand, are great for outdoor events and provide high performance heat in a cordless fashion. The combination of the three options gives any foodservice operator the flexibility to host a variety of events, ensuring that food is cooked & served at the right temperature for maximum enjoyment.



cordless warming induction for use anywhere

The D.W. Haber Power Cell is a revolutionary solution for keeping food hot for extended periods of time. The sleek and elegant design makes it a stylish addition to buffets & food stations, and its cordless battery operation allows it to be used anywhere. The Power Cell has a 6-hour recharge time so it can be used for multiple meals per day, and it is a cost-saving solution as it compares to repetitive purchases of chafing fuel. The first of its kind, this induction unit is energy-efficient and operates quietly, ensuring that it won't disturb the ambiance of the setting.



POWERCELL



Power Cell Cordless Induction Range - Patent-Pending
DWELINPC L 15" W 13" H 3"
 Travel Case
DWELINPCCASE L 19" W 15 7/8" H 7 1/8"



Power Cell Cover Up
 Ash Grey Teak
DWFB15133WDAG
 L 16 7/8" W 15" H 3 3/4"



Power Cell Cover Up
 Natural Teak
DWFB15133WDT
 L 16 7/8" W 15" H 3 3/4"



Power Cell Cover Up
 Grey Wash Teak
DWFB15133WDGW
 L 16 7/8" W 15" H 3 3/4"



D.W. HABER *induction ranges*



Induction Warmer 300 Watt
(2.5 amp 120v)
DWELIN300B
L 13 1/2" W 12 1/2" H 4 1/2"



Induction Range 1800 Watt
(15 amp, 120v)
DWELIN1800B
L 13 1/2" W 12 1/2" H 4 1/2"

*butane
cover up*



Modern Butane Cover-Up w/Grill
DW0281MGSS
Fits all Hollowick Butane Stoves
CMST-9K* 9,000 BTU Portable Stove
CMST-10K* 10,000 BTU Portable Stove
CMST-15K* 15,000 BTU Portable Stove



WALCO *induction heaters*

the best alternative to open flame

Induction Heaters allow you to take control of the temperature, the duration, and the cost of your buffet heat.

The Induction Heaters from Walco are products that meet the demands of today's culinary experts and are a heating source that easily attaches to most any size or shape chafing dish using the magnetic system. Induction bottoms are extremely efficient, allowing for quick and even heating and providing an environmentally friendly solution for any buffet presentation.



Idol™ Induction Heater
WLINUNIT
L 8 3/4" W 8 3/4" H 3 1/8"



Idol™ Induction Heater
WLWIINCUKIT
L 11 1/2" W 5 5/8"

* **WARNING:** This product can expose you to chemicals including carbon monoxide emissions, which is known to the State of California to cause cancer and birth defects. For more info go to www.P65Warnings.ca.gov

D=Diameter L=Length W=Width H=Height • All products are measured at max capacity. For further details contact your customer service rep.



great tools for the professional chef

Butane stoves, fuel and accessories are ideal for cooking, catering, and buffet presentations. Hollowick's professional chef torches paired with butane canisters provide high performance heat to create the perfectly crisp crème brûlée, and the butane stoves are convenient and portable to use in foodservice while being cord-free. Dress up your buffet service station with an attractive stainless steel stove cover, which provides proper ventilation, safe no-slip feet, removable grate for easy cleaning and protection from the heating element. Great for both indoor & outdoor use, the butane stoves include a wind guard and protective carrying case for the operator's convenience.



Butane Fuel*
BF008
Case: 12



Large Torch*
CT200-SNGL Case: 1
CT200 Case: 12



Small Torch*
CT100-SNGL Case: 1
CT100 Case: 12



Butane Lighter*
BL30C-12 Case: 12
BL30C-120 Case: 120



9,000 BTU Portable Stove
CMST-9K*
L 13 1/2" W 11 1/2" H 5"



10,000 BTU Portable Stove
CMST-10K*
L 13 1/2" W 11 1/2" H 5"



15,000 BTU Portable Stove
CMST-15K*
L 13 1/2" W 11 1/2" H 5"

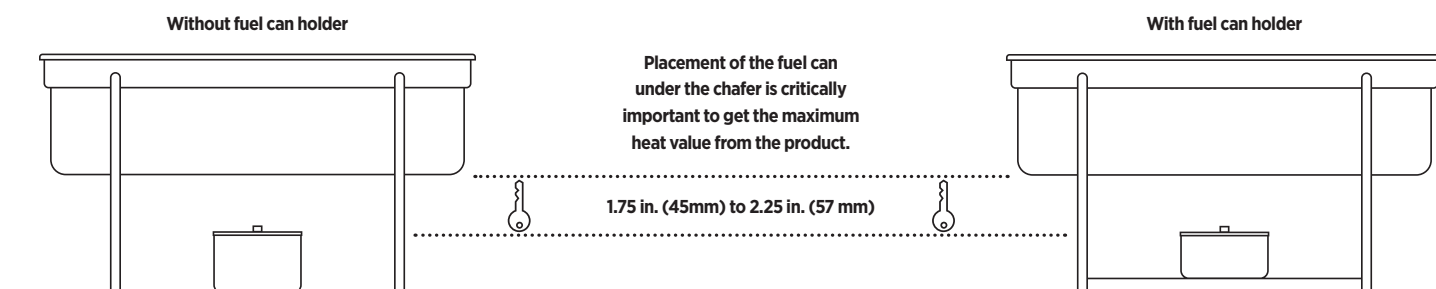


CVR Butane Stove Cover
CM-CVR
L 14 1/4" W 12" H 7 1/4"



maximum heat performance

The proper placement of any chafing fuel source is critically important to have maximum heat performance. With Hollowick Easy Heat® Chafing Fuels, the wick is adjustable to accommodate different temperature levels and the can stays cool for easy handling. Simply adjust the wick to change the heat output between standard, low and high, then place on the fuel holder or table beneath to properly heat the chafing dish.





consistent flame & adjustable heat

Easy Heat® liquid chafing fuels are the go-to choice for buffet service. With a consistent flame for even heat, the wicks are located outside the canister keeping the flame position the same as it burns and the can cool so servers can easily handle during service. The wicks are also easily adjustable to provide different levels of heat to suit operator needs. Comprised of Diethylene Glycol, Hollowick's Easy Heat® fuels are non-flammable and enclosed in a sealed canister to prevent spill accidents and reuse on separate occasions.



3 HEAT SETTINGS

Standard 6 hr
High 3 hr
Low 8 hr

EZ6-3-8 Case: 24
EZ638-6PK Case: 6
Burn Time: 6-3- or 8 hours



3 HEAT SETTINGS

Standard 4 hr
High 2 hr
Low 5 hr

EZ4-2-5
Burn Time: 4-2- or 5 hours
Case: 24



3 HEAT SETTINGS

Standard 2 hr
High 1 hr
Low 3 hr

EZ2-1-3
Burn Time: 2-1- or 3 hours
Case: 48



HOLLOWICK *liquid chafing fuel*



xtreme heat®

larger, hotter flame

Xtreme Heat® by Hollowick burns hotter than gel fuels with its specially designed wick that provides larger and hotter flame. Featuring a pop top, Xtreme Heat® burns clean and contains a safe nonflammable liquid.



XTRM4-24
Burn Time:
4 hours
Case: 24



buffet heat

clean burning, no odor

Buffet Heat liquid chafing fuel offers medium heat in 6, 4 and 2-hour can sizes. Containing a convenient resealable lid to allow use on separate occasions, Buffet Heat is ideal for a chafer and other food warming needs.



BUFF6-24
Burn Time:
6 hours
Case: 24



BUFF4
Burn Time:
4 hours
Case: 24



BUFF2
Burn Time:
2 hours
Case: 24



ready heat

easy-off screw top

Keep food warm with Hollowick Ready Heat chafing fuel. Offering medium heat in 3 can sizes, this non flammable liquid fuel can is resealable and always cool to the touch, making service convenient & simple.



READY6
Burn Time:
6 hours
Case: 24



READY4
Burn Time:
4 hours
Case: 24



READY2
Burn Time:
2 hours
Case: 48



ready heat plus

can stays cool during service

Ready Heat Plus is a superior chafing fuel that burns as hot as gel, and provides an easy-off screw top to easily reseal and reuse. This chafing fuel is made of safe, non flammable liquid and burns clean with no odor.



PLUS6
Burn Time:
6 hours
Case: 24



PLUS4
Burn Time:
4 hours
Case: 24



PLUS2
Burn Time:
2 hours
Case: 72

value heat***the economical choice for food warming***

Value Heat from Hollowick provides a safe, value conscious solution for food warming. Its non-flammable liquid burns clean without odor and comes in three can sizes: 6, 4 and 2 hour burn time.



VALUE6
Burn Time:
6 hours
Case: 24



VALUE4
Burn Time:
4 hours
Case: 24



VALUE2
Burn Time:
2 hours
Case: 48

**hot 5*****easy to use, value priced***

Hollowick Hot 5 is a specifically designed for easy use; simply remove the cap and light. Intended for five hours of burn time, Hot 5's fuel can is safely sealed, therefore the can is safe & cool to handle at any point.



HOT5-24
Burn Time:
5 hours
Case: 24

**gel fuel*****extended burn time, 100% recyclable canister***

Gain at least 30 minutes of extra burn time with Hollowick's gel heat chafing fuels. Derived from corn, the eco-friendly ethanol Green Gel Heat is certified by the Green Restaurant Association and provides a consistent, reliable high heat output.



GHGREEN
Burn Time:
2.5 hours
Case: 72

***methanol fuel, maximum heat retention***

Hollowick gel fuels are pop top canisters that work well with chafers & hot boxes and provide a hot flame for maximum heat retention. The Blue Gel Heat is a methanol fuel that produces a hot blue flame ensuring minimal soot & residue. Each gel canister features an extended burn time and is 100% recyclable.



GHBLUE*
Burn Time:
2.5 hours
Case: 72







Custom Powder Coating

Create a unique buffet presentation with custom powder coat options on our stainless steel buffetware. Available in a textured or hammered finish and a wide variety of colors, high temperature powder coat is durable, dishwasher safe, hides fingerprints and creates a new fresh look on any buffet.



custom powder coating

Powder Coating is a popular option for buffet products in the commercial foodservice industry. It's a type of coating that is applied as a free-flowing, dry powder to the surface of a product. Powder coating creates a hard, durable finish that is resistant to scratches, chipping and fading, making it ideal for high volume use and a demanding buffet service environment. It also enables operators to tailor the color & finish of chafing dishes, urns, or heat lamps to match their brand or décor. Available in a vast selection of colors or finishes, create a professional and cohesive look on any buffet service with custom powder coating. Contact us today to learn more!



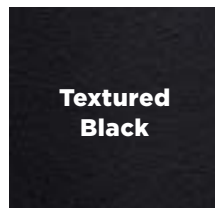
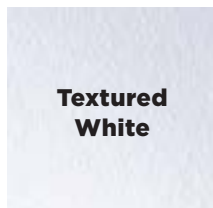
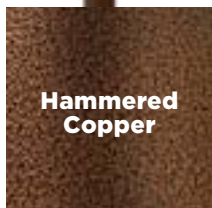
endless color options



two tone options available



add a textured finish



Tempo Fuel Coffee Urns
Textured White
DW45WWTSS 5 gal (19 L)
DW43WWTSS 3 gal (11.4 L)
DW41WWTSS 1 1/2 gal (5.7 L)



Tempo Vacuum Insulated Coffee Urns
Textured Black
DW45WTVACBKSS 5 gal (19 L)
DW43WTVACBKSS 3 gal (11.4 L)
DW41WTVACBKSS 1 1/2 gal (5.7 L)





Visual Display

Creating a visually appealing buffet display is crucial in the foodservice industry, as it is the first impression that guests will have of the food & service. At Steelite, we offer professional caterers the right tools to create the perfect presentation every time. From rustic teak wood to modern, black teflon risers and acrylic bakery boxes to gastronomic platters, the possibilities are endless to create a well-crafted visual display.

sophistication for any setting

The Fusion Buffet System is a unique and versatile solution for your foodservice presentation. With multi-sized risers, juicers, and baskets, you can mix and match your display with the numerous wood & metal finishes available. Designed from reclaimed wood, the teak products are environmentally friendly and cost effective, while its natural properties make it resistant to heat, light and moisture. Resin, tempered glass or teak wood tiles can also be used to add new heights, while the 14" risers can be outfitted with universal inserts that make cooking and heating easier.

finish options available



Ash Grey
Teak (**AG**)



Grey Wash
Teak (**GW**)



Natural
Teak (**T**)



Black
Teflon (**BK**)



Stainless
Steel



Folio Azores
Caldeira Plate
6213FA001
D 10"

D.W. Haber
Black Tower Heater Stand w/Aluminum Plate
DW04H202KBK
L 20" W 14"

D.W. Haber
Modern Black Single Head Heat Lamp
DW0499MBK
L 18" W 7 1/2" H 16"

D.W. Haber
Black Card Holder for Metal Fusion
DW07372BK
L 3 7/8" W 2 3/8"

Folio Azores
Caldeira Plate
6213FA003
D 6"

D.W. Haber
DW396ST9
Serving Tong 9 1/4"

D.W. Haber
Cover Holder
DW396CVRHOLD1
Satin SS Adapter Clip
DWFB14CLIPHOLD1

D.W. Haber
Black Hanging Card
Holder for Wood Risers
DW07373HK2BK
L 3 7/8" W 2 3/8"

D.W. Haber
Ash Grey Fusion Buffet Riser Gastronom
DWFB20127WDAG L 23" W 15" H 7 1/4"

D.W. Haber Fusion Grill for Gastronom Riser Stainless Steel
DWFB20GRILL L 21 1/4" W 13 1/4"
Fusion Fuel Shelf for Gastronom Riser Stainless Steel
DWFB20SHELF L 14 1/2" W 4"
Fuel Holder **DW01001**
Hollowick Chafing Fuel **EZ4-2-5** Easy Heat 4-2-5 Hour

Creations Chafer Round Brushed Stainless
7352MW301 L 15" W 12 1/2" H 5" (4 qt)
7352MW300 L 12" W 10" H 5" (2 qt)

D.W. Haber Ash Grey 3 Piece Riser Set
DWRISERS3WDAG
L 23" W 6" in 3 Heights: 11/2", 3 1/2", 5 1/2"

Folio Oval Mini Crock **6977QU013** L 7 1/4" W 4 7/8" H 1 7/8" (14 3/4 oz)

Folio Bryce **5731SX001** Teaspoon 6 1/4"



Delfin Melamine
Small Salad Bowl
7000DD004
L 13" W 11" H 3" (2 1/2 qts)

D.W. Haber
Ash Grey Square Riser
DWFB612WDAG
L W 6" H 12"

D.W. Haber
Black Glass Square Tile
DWFBGL12BK L W 12" H 3/8"

Rona Stellar Shot Glass
4802R261
(1 3/4 oz)

D.W. Haber Black Card Holder
DW07372BK L 3 7/8" W 2 3/8"

D.W. Haber
Ash Grey Square Riser
DWFB66WDAG
L W 6" H 6"

D.W. Haber
Black Glass Square Tile
DWFBGL6BK
L W 6" H 3/8"

Rona
Mode DOF
4833R328
(13 3/4 oz)

D.W. Haber
Juicer w/Ash Grey
Teak Wood Base
DW12JLWDAG (12 qt)

D.W. Haber
Drip Tray w/Drainer
DW30045SET
D 5 1/4"

Folio
Jewel Rocks
6460BW030
(12 1/2 oz)

D.W. Haber
Juicer w/Ash Grey
Teak Wood Base
DW07JLWDAG (7 1/2 qt)



Steelite Performance
Vesuvius Coupe Plate
12010567 D 8"

D.W. Haber
Natural Teak Square Riser
DWFB66WDT
L W 6" H 6"

D.W. Haber
Black Glass Square Tile
DWFBGL6BK
L W 6" H 3/8"

D.W. Haber
DW396ST9
Serving Tong 9 1/4"

Steelite Performance
Ink Nomad Blue Coupe Plate
17620568
D 6"

Folio Alpha-Cerâm
Serving Bowl
6959E6132
D 15" H 4" (5 qt)

D.W. Haber
Black Glass Rectangle Tile
DWFBGL2411BK
L 24" W 11" H 3/8"

Steelite Performance
Aurora Revolution Tulip Bowl
17800541
D 7" H 3 1/4" (36 1/2 oz)

D.W. Haber
Natural Teak Square Riser
DWFB612WDT
L W 6" H 12"

D.W. Haber
Black Glass Square Tile
DWFBGL6BK
L W 6" H 3/8"

Steelite Performance
Revolution Essence Bowl
17770597
D 6 1/2" H 2 3/8"
(19 1/4 oz)



Steelite Performance
Aurora Revolution Bowl
17800481
D 5 1/4" (16 1/2 oz)

D.W. Haber
Black Glass Rectangle Tile
DWFBGL2407BK L 24" W 7" H 3/8"
DWFBGL2411BK L 24" W 11" H 3/8"

Rona
Stemless Champagne
4827R313 (7 3/4 oz)
H 5 5/8" M 2 1/4"
T 15/8" B 1 3/8"

D.W. Haber
Natural Teak Square Riser
DWFB612WDT
L W 6" H 12"

D.W. Haber
Black Glass Square Tile
DWFBGL6BK
L W 6" H 3/8"

D.W. Haber
Stackable Sauceboat
DW8011SS L 9 1/2" W 4" H 3 3/4" (11 oz)

D.W. Haber
Black Glass Rectangle Tile
DWFBGL2411BK L 24" W 11" H 3/8"

Folio Alpha-Ceram
Platter Rectangle
6959E6135
L 18 1/2" W 10 1/2" H 1 1/4"

Folio Alpha-Ceram
Crock
6959E6133
D 6" H 7" (2 qt)
6959E6137
D 5" H 5 1/2" (1 qt)

D.W. Haber
Natural Teak Square Riser
DWFB66WDT
L W 6" H 6"

D.W. Haber
Black Glass Square Tile
DWFBGL6BK
L W 6" H 3/8"



Steelite Performance
Urban Coupe Plate
12080567 D 8"

D.W. Haber Rectangle Black HomeStyle Chafer
DW04QCWG8BK
L 13 1/4" W 11 1/8" (4 qt) (3.8 L)

D.W. Haber
Gastronorm Buffet Riser
DWFB20127WDGW L 23" W 15" H 7 1/4"

D.W. Haber
Fusion Grill for Gastronorm Riser
Stainless Steel
DWFB20GRILL L 21 1/4" W 13 1/4"

D.W. Haber
Fusion Fuel Shelf for Gastronorm Riser
Stainless Steel
DWFB20SHELF L 14 1/2" W 4"
Fuel Holder
DW01001

Hollowick Chafing Fuel
EZ4-2-5 Easy Heat 4-2-5 Hour

D.W. Haber
Black Hanging Card Holder
for Wood Risers
DW07373HK2BK
L 3 7/8" W 2 3/8"

D.W. Haber
Hammered Serving Tong
DW3965T9
9 1/4"

Steelite Performance
Craft Licorice Coupe Plate
12090568 D 6"

Creations
Royce Teapot w/Lid
7347MW148
(17 oz)

D.W. Haber Square Riser
DWFB612WDGW
L W 6" H 12"

D.W. Haber Black Glass
Square Tile
DWFBGL6BK
L W 6" H 3/8"

D.W. Haber
Black Card Holder
DW07372BK L 3 7/8" W 2 3/8"

Kenny Mack
Slant Bowl Shell
KMK1025SH
D 8" H 6" (1 qt)

Rona
Stemless Champagne
4827R313 (7 3/4 oz)
H 5 5/8" M 2 1/4"
T 1 5/8" B 1 3/8"

D.W. Haber
Square Riser
DWFB66WDGW
L W 6" H 6"

D.W. Haber
Black Glass Square Tile
DWFBGL6BK
L W 6" H 3/8"



Steelite Performance
Taste Bowl
11070633 (20 oz)
D 4 3/4" H 3"

D.W. Haber
3 Piece Riser Set
DWRISERS3WDGW
L 23" W 6" in 3 Heights: 11 1/2", 3 1/2", 5 1/2"

D.W. Haber
Tower Round Chafer Full Glass Lid
DW06KH7SS
L 17 1/2" W 18" H 12" (2 gal)

D.W. Haber
Divided Round Food Pan
DW06RFP2
D 15 1/4" H 3"

Hollowick Chafing Fuel
EZ4-2-5 Easy Heat 4-2-5 Hour
D.W. Haber Fuel Holder **DW01001**

D.W. Haber
Black Card Holder
DW07372BK L 3 7/8" W 2 3/8"

Steelite Performance
Craft Licorice Coupe Plate
12090568
D 6"

D.W. Haber
Gastronorm Buffet Riser
DWFB20127WDGW*
L 23" W 15" H 7 1/4" (Fits EL590, EL591)

D.W. Haber
Bakery Split Cover
7345MW150
L 21 1/2" W 13 3/4"

D.W. Haber
Ice Bin for Gastronorm Risers
DW08WP6PL
L 20 7/8" W 12 3/4" H 6"

Bormioli Rocco
Emilia Swing Top Bottle
49137Q472
(17 oz)



D.W. Haber
Gastronorm Buffet Riser
DWFB20127WDT
L 23" W 15" H 7 1/4" (Fits EL590, EL591)

D.W. Haber Bakery Split Cover
7345MW150
L 21 1/2" W 13 3/4"

D.W. Haber Ice Bin for Gastronorm Risers
DW08WP6PL
L 20 7/8" W 12 3/4" H 6"

Bormioli Rocco
Ypsilon Carafe
4945Q939
(1 1/4 qt)

D.W. Haber Stainless Steel Hanging Card Holder
for Fusion Wood Risers
DW07373HK2SS
L 3 7/8" W 2 3/8"

D.W. Haber
Carrera Resin Square Tile
DWKFB1212CAR L W 12" H 3/8"

D.W. Haber Black Universal Shelf Holder
for Teak Fusion Risers
DWFBUSHT4

Rona Stellar
Highball
4802R215
(15 1/2 oz)

Folio Lucia
Coupe Plate
4422RF070
D 6"

D.W. Haber
Gastronorm Buffet Riser
DWFB20127WDT
L 23" W 15" H 7 1/4"

D.W. Haber
Ice Cell
DWFB20ICESET
Set Includes 1 Tray, 2 Cooling Blocks and 2 Buffer Pouches
Gastronorm Platter Sold Separately
DWFBGN1
Gastronorm White Rectangle Platter 1/1

D.W. Haber
Stainless Steel Hanging Card Holder for Fusion Wood Risers
DW07373HK2SS
L 3 7/8" W 2 3/8"

Rona Stellar Shot Glass
4802R261 (1 3/4 oz)



D.W. Haber
Angled Square Bread Basket
DWFBWDBASK1ST
L W 14"

D.W. Haber
Stainless Steel Riser
DW073114145SS
L W 14" H 5"

Creations
Double Cereal Dispenser
7345MW117
L 19" W 11" H 31" (11.6 qt Per Cylinder)

Folio Lucia
Stack Soup Cup
4422RF014
D 4 1/4" H 2 3/8" (10 oz)

D.W. Haber Stainless Steel
Freestanding Card Holder
DW07372SS
L 3 7/8" W 2 3/8"

D.W. Haber
Insulated Milk Dispenser w/ Ice Sleeve
DW055MSS (5 1/2 qt)

D.W. Haber
Fusion Base Natural Teak
DW07JSTNDWDT

D.W. Haber
Square Drip Tray w/Drainer
DWDRIP5QSETSS L W 5"

Folio Lucia
Stack Soup Cup
4422RF014
D 4 1/4" H 2 3/8" (10 oz)



D.W. Haber
Black Tower
Heater Stand Frame
DW08H40KFRMBK
L 40" W 14"

Hollowick
Chafing Fuel
EZ6-3-8
Easy Heat 6-3-8 Hour

D.W. Haber
Maple Carving
Board
DW04H202CB34
L 20" W 14" H 3/4"

D.W. Haber
Heater Stand Aluminum
Plate w/Groove
DW04H202ALUM
L 20" W 14"

D.W. Haber
Modern Black
Double Head Heat Lamp
DW0499M2BK
L 22" W 16" H 16"

D.W. Haber
Grey Wash Square Riser
DWFB147WDGW
L W 14" H 7"

D.W. Haber
Round Black HomeStyle Chafer
DW06CWG8BK
L 14" W 3 1/2" H 6" (2 gal) (7.5 L)

D.W. Haber
Induction Warmer 300 Watt
DWELIN300B
L 13 1/2" W 12 1/2" H 4 1/2"
Black Fusion Induction Adapter Ring
DWFB14ADAPBK



D.W. Haber
Grey Wash Square Riser
DWFB612WDGW
L W 6" H 12"

D.W. Haber
Black Glass Square Tile
DWFBGL6BK
L W 6" H 3/8"

Rona Dorado
Free Formed Carafe
4810R123
(1 qt) H 11 1/2"

D.W. Haber
Black Glass Rectangle Tile
DWFBGL2411BK
L 24" W 11" H 3/8"

Steelite Performance
Nyx Bowl
12050480
D 4 1/2" H 2" (12 oz)

Creations Melamine
Quarry Platter
7192TM304
L 18" W 9" H 1 1/2"

D.W. Haber
Black Teflon Riser
DW073124116BK
L 24" W 11" H 6"

D.W. Haber
Black Glass Rectangle Tile
DWFBGL2411BK
L 24" W 11" H 3/8"

Bormioli Rocco
Bodega Mini
4912Q016
(7 1/2 oz)

Bormioli Rocco
Ypsilon Shot Glass
4945Q426
(2 1/4 oz)

D.W. Haber
Black Teflon Riser
DW073114143BK
L W 14" H 3"

D.W. Haber Grey Wash Teak
Wood Square Tile
DWFBWD1414SGW
L W 14"

Steelite Performance
Craft Licorice FreeStyle Bowl
12090525
L 5" W 3 3/4" H 2 1/8" (4 oz)



Folio Azores
Costa Plate
6210FA002
D 8 1/2"

D.W. Haber Round Black HomeStyle Chafer
DW06CWG8BK L 14" W 3 1/2" H 6" (2 gal)

D.W. Haber Square Riser Natural Teak
DWFB147WDT L W 14" H 7"

D.W. Haber Square Grill
DWFB14GRILL L W 14"

Hollowick Chafing Fuel
EZ4-2-5 Easy Heat 4-2-5 Hour
D.W. Haber Fuel Holder **DW01001**

D.W. Haber Black Hanging Card Holder
DW07373HK2BK L 3 7/8" W 2 3/8"

D.W. Haber Cover Holder
DW396CVRHOLD1
Satin SS Adapter Clip
DWFB14CLIPHOLD1

D.W. Haber
Black Glass Square Tile
DWFBGL12BK L W 12" H 3/8"

Folio Bryce
Long Serving Spoon
5731SX062 10 3/4"

D.W. Haber
Spoon Rest
DW394SR

D.W. Haber
Black Shelf Holder
DWFBUSHT4

D.W. Haber
Round Black HomeStyle Chafer
DW04CWG8BK L 11 1/4" W 3 1/2" H 6" (4 qt)

D.W. Haber Induction Range
1800 Watt
DWELIN1800B
L 13 1/2" W 12 1/2" H 4 1/2"

D.W. Haber Black Fusion
Induction Adapter Ring
DWFB14ADAPBK
(Required for Induction when
used with the 14" teak risers)

D.W. Haber Black Hanging Card Holder
DW07373HK2BK
L 3 7/8" W 2 3/8"



D.W. Haber Tower Round Chafer Full Glass Lid
DW06KH7SS
L 17 1/2" W 18" H 12" (2 gal)

D.W. Haber Divided Round Food Pan
DW06RFP2
D 15 1/4" H 3"

Folio Bryce Long Serving Spoon
5731SX062 10 3/4"

Folio Bryce Large Tong
5731SX073 10"

D.W. Haber Spoon Rest
DW394SR

Hollowick Chafing Fuel
EZ4-2-5 Easy Heat 4-2-5 Hour
D.W. Haber Fuel Holder **DW01001**

D.W. Haber Rectangle Tile Natural Teak
DWFBWD2411ST
L 24" W 11"

D.W. Haber Black Card Holder
DW07372BK L 3 7/8" W 2 3/8"

Steelite Performance
Revolution Coupe Plate
17760568 D 6"

D.W. Haber Serving Tong
DW396ST9
9 1/4"

Kenny Mack
Jagged Edge Bowl
KMK2083ES
D 13" H 4 1/2"
Espresso

Ypsilon Carafe
4945Q412 (1 qt)

Genware Display Stand
Acacia Wood Natural
GWWDS1213
L 15" W 11 1/2" H 15 3/4"
Fits Tray Sizes
Bottom: 1/3 GN - L 12 3/4" W 10 1/2"
Top: 1/2 GN - L 12 3/4" W 7"

Creations Melamine
Slate Rectangle Gastronorm Platter
68A415EL593 L 12 3/4" W 10 1/2"
68A415EL595 L 12 3/4" W 7"



D.W. Haber Round Stainless Steel
HomeStyle Chafer
DW04CWG8SS (4 qt)

D.W. Haber White Round
Porcelain Food Pan
DW64RFPPOR
D.W. Haber Square Riser
DWFB145WDAG
L W 14" H 5"

D.W. Haber
Black Card Holder
DW07373HK2BK

D.W. Haber Square Grill
DWFB14GRILL
L W 14"

D.W. Haber Cover Holder
DW396CVRHOLD1
Satin SS Adapter Clip
DWFB14CLIPHOLD1

D.W. Haber
Black Shelf Holder
DWFBUSHT4

D.W. Haber
Square Riser
DWFB66WDAG
L W 6" H 6"

D.W. Haber
Black Glass Tile
DWFBGL12BK
L W 12" H 3/8"

D.W. Haber Black
Glass Tile
DWFBGL6BK
L W 6" H 3/8"

Rona Stellar
Highball
4802R215
(15 1/2 oz)

D.W. Haber
Spoon Rest
DW394SR

Folio Bryce
Small Tong
5731SX074
7"

D.W. Haber
Round SS HomeStyle Chafer
DW04CWG8SS (4 qt)

D.W. Haber White Round
Porcelain Food Pan
DW64RFPPOR

D.W. Haber Fusion Buffet Riser Gastronorm
DWFB20127WDAG
L 23" W 15" H 7 1/4"

D.W. Haber
Fusion SS Grill for Gastronorm Riser
DWFB20GRILL
L 21 1/4" W 13 1/4"



Steelite Performance
Craft White FreeStyle Bowl
11550523
L 11" W 9 1/2" (32 oz)

Varick
Fulton Vintage Copper
5735SX 18/0

Steelite Performance
Craft White FreeStyle Bowl
11550525
(4 oz)

Steelite Performance
Craft White Rectangle Tray
11550556 L 13" W 7 1/2"

D.W. Haber
Stackable Bakery Box with Acrylic Drawer
DWFBWDBDAG
L 14" W 8 1/2" H 8"

D.W. Haber
Black Glass Rectangle Tile
DWFBGL2411BK L 24" W 11" H 3/8"
DWFBGL2407BK L 24" W 7" H 3/8"

D.W. Haber Bread Tray
w/Applied Border
DW1609 L 9"

D.W. Haber Square Riser
DWFB147WDAG
L W 14" H 7"

D.W. Haber Square Flat Basket
DWFBWDBASK2SAG L W 14"
Hinged Acrylic Lid
DWFB14CVRH LW 14" Clear



Folio Azores Costa Plate
6210FA002
D 8 1/2"

D.W. Haber
Grey Marble Resin Tile
DWKFB1212GM L W 12" H 3/8"

D.W. Haber Polished SS Riser
DW07311212SS L W 12" H 2"

D.W. Haber Ash Grey Teak
Fusion Buffet Riser Gastronom
DWFB20127WDAG L 23" W 15" H 7 1/4"

Creations Melamine
Craft White Rectangle Platter
68A416EL591 L 21" W 12 3/4"

D.W. Haber Bakery Split Cover
7345MW150 L 21 1/2" W 13 3/4"

D.W. Haber Ash Grey Teak
Square Riser
DWFB147WDAG L W 14" H 7"

D.W. Haber
Fusion Aluminum Square Bowl
DWFB CAB19W L W 19" H 4"

D.W. Haber Fido Clear Jar
4949Q458 (7 3/4 oz)



D.W. Haber Black Shelf Holder
DWFBUSHT4

D.W. Haber
Grey Marble Resin Tile
DWKFB1414GM L W 14" H 3/8"

D.W. Haber Ash Grey Teak
Square Riser
DWFB612WDAG L W 6" H 12"

D.W. Haber
Grey Marble Resin Tile
DWKFB666GM L W 6" H 3/8"

Rona Stemless Bordeaux
4827R310 (15 1/2 oz)

D.W. Haber Ash Grey Teak
Angled Square Bread Basket
DWFBWDBASK1SAG L W 14"

D.W. Haber Ash Grey Teak
Square Riser
DWFB145WDAG L W 14" H 5"

D.W. Haber Ash Grey Teak
Square Riser
DWFB666WDAG L W 6" H 6"

D.W. Haber Ash Grey Teak
Wood Square Tile
DWFBWD66SAG L W 6"

Rona Stemless Wine
4827R311 (11 1/4 oz)



ash grey teak



Square Riser
DWFB147WDAG
L W 14" H 7"



Square Riser
DWFB145WDAG
L W 14" H 5"



Fusion Buffet Riser Gastronorm
DWFB20127WDAG*
L 23" W 15" H 7 1/4"
(Fits EL590, EL591 Gastronorm Trays)



Low Profile Gastronorm Riser **NEW**
DWFB21132WDAG
L 21 1/2" W 13 1/2" H 2"
(Fits EL590, EL591 Gastronorm Trays
& DWFB20ICESET Ice Cell)



Square Riser
DWFB116WDAG L W 11" H 6"
Square Grill
DWFB11GRILL L W 11"



Square Riser
DWFB612WDAG
L W 6" H 12"



Square Riser
DWFB66WDAG
L W 6" H 6"



Angled Square Bread Basket
DWFBWDBASK1SAG
L W 14"



Square Flat Basket
DWFBWDBASK2SAG
L W 14"



Stackable Bakery Box with
Acrylic Drawer **NEW**
DWFBWDBDAG
L 14" W 8 1/2" H 8"



Rectangle Tile
DWFBWD2411SAG
L 24" W 11"



Square Tile
DWFBWD1414SAG L W 14"
DWFBWD1212SAG L W 12"
DWFBWD1111SAG L W 11"
DWFBWD66SAG L W 6"



3 Piece Riser Set
DWRISERS3WDAG
L 23" W 6" in 3 Heights: 1 1/2", 3 1/2", 5 1/2"



Universal stand fits 3 size containers

Juicer w/Ash Grey Teak Wood Base
DW12JLWDAG (12 qt)

Juicer w/Ash Grey Teak Wood Base
DW07JLWDAG (7 1/2 qt)

Juicer w/Ash Grey Teak Wood Base
DW04JLWDAG (4 qt)





grey wash teak



Square Riser
DWFB147WDGW
L W 14" H 7"



Square Riser
DWFB145WDGW
L W 14" H 5"



Gastronorm Buffet Riser
DWFB20127WDGW*
L 23" W 15" H 7 1/4"
(Fits EL590, EL591 Gastronorm Trays)



Low Profile Gastronorm Riser **NEW**
DWFB21132WDGW
L 21 1/2" W 13 1/2" H 2"
(Fits EL590, EL591 Gastronorm Trays
& DWFB20ICESET Ice Cell)



Square Riser
DWFB116WDGW L W 11" H 6"
Square Grill
DWFB11GRILL L W 11"



Square Riser
DWFB612WDGW
L W 6" H 12"



Square Riser
DWFB66WDGW
L W 6" H 6"



Square Bread Basket Angled
DWFBWDBASK1SGW
L W 14"



Square Flat Basket
DWFBWDBASK2SGW
L W 14"



Stackable Bakery Box
with Acrylic Drawer **NEW**
DWFBWDBDGDW
L 14" W 8 1/2" H 8"



Rectangle Tile
DWFBWD2411SGW
L 24" W 11"



Square Tile
DWFBWD1414SGW L W 14"
DWFBWD1212SGW L W 12"
DWFBWD1111SGW L W 11"
DWFBWD66SGW L W 6"



3 Piece Riser Set
DWRISERS3WDGW
L 23" W 6" in 3 Heights: 11 1/2", 3 1/2", 5 1/2"



Universal stand
fits 3 size containers

Juicer w/Grey Wash Teak
Wood Base
DW12JLWDGW (12 qt)

Juicer w/Grey Wash Teak
Wood Base
DW07JLWDGW (7 1/2 qt)

Juicer w/Grey Wash Teak
Wood Base
DW04JLWDGW (4 qt)





natural teak



Square Riser
DWFB147WDT
L W 14" H 7"



Square Riser
DWFB145WDT
L W 14" H 5"



Gastronorm Buffet Riser
DWFB20127WDT*
L 23" W 15" H 7 1/4"
(Fits EL590, EL591 Gastronorm Trays)



Low Profile Gastronorm Riser **NEW**
DWFB21132WDT*
L 21 1/2" W 13 1/2" H 2"
(Fits EL590, EL591 Gastronorm Trays
& DWFB20ICESET Ice Cell)



Square Riser
DWFB116WDT L W 11" H 6"
Square Grill
DWFB11GRILL L W 11"



Square Riser
DWFB612WDT
L W 6" H 12"



Square Riser
DWFB66WDT
L W 6" H 6"



Angled Square Bread Basket
DWFBWDBASK1ST
L W 14"



Square Flat Basket
DWFBWDBASK2ST
L W 14"



Stackable Bakery Box
with Acrylic Drawer **NEW**
DWFBWDBDT
L 14" W 8 1/2" H 8"



Rectangle Tile
DWFBWD2411ST
L 24" W 11"



Square Tile
DWFBWD1414ST L W 14"
DWFBWD1212ST L W 12"
DWFBWD1111ST L W 11"
DWFBWD66ST L W 6"



3 Piece Riser Set
DWRISERS3WDT
L 23" W 6" in 3 Heights: 11 1/2", 3 1/2", 5 1/2"



Universal stand
fits 3 size containers

Juicer w/Natural Teak
Wood Base
DW12JLWDT (12 qt)

Juicer w/Natural Teak
Wood Base
DW07JLWDT (7 1/2 qt)

Juicer w/Natural Teak
Wood Base
DW04JLWDT (4 qt)





black teflon Proprietary black teflon coating eliminates finger prints and gives a unique feel to the Fusion Buffet System.



Square Riser
DWFB149BK
L W 14" H 9"



Square Riser
DWFB147BK
L W 14" H 7"



Square Riser
DWFB145BK
L W 14" H 5"



Square Riser
DWFB612BK
L W 6" H 12"

mini riser grill stands



Mini Riser w/ Grill
DWGB99GBK
L W 9" H 9"

Mini Riser w/ Grill
DWGB76GBK
L W 7 1/2" H 6"



stainless steel



Square Riser
DWFB149
L W 14" H 9"



Square Riser
DWFB147
L W 14" H 7"



Square Riser
DWFB145
L W 14" H 5"



Square Riser
DWFB612
L W 6" H 12"



Fusion Ice Box w/Plastic Insert
DWFB20128P
L W 20" H 12" H 8"

Design an elevated juicer station with built-in features such as two different heights, three interchangeable size juice vessels, all-metal faucets, a center ice well to keep juice cold, and reversible risers for dual use.



"S" Layout



Semi-Circle Layout



Juicer
DW12JLFBMOD7SS
L 12" W 12" H 25"
(12 qt) (H 7" Stand)



Juicer
DW07JLFBMOD7SS
L 12" W 12" H 21"
(7 1/2 qt) (H 7" Stand)



Juicer
DW04JLFBMOD7SS
L 12" W 12" H 17"
(4 qt) (H 7" Stand)



Juicer
DW12JLFBMOD9SS
L 12" W 12" H 27"
(12 qt) (H 9" Stand)



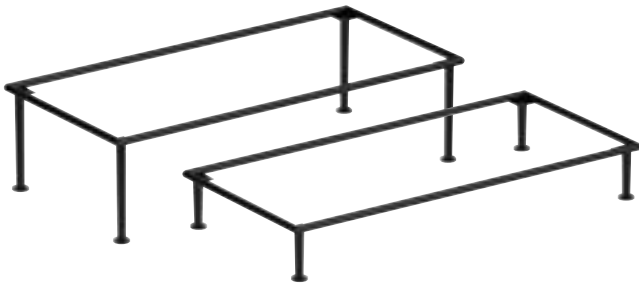
Juicer
DW07JLFBMOD9SS
L 12" W 12" H 23"
(7 1/2 qt) (H 9" Stand)



Juicer
DW04JLFBMOD9SS
L 12" W 12" H 20"
(4 qt) (H 9" Stand)

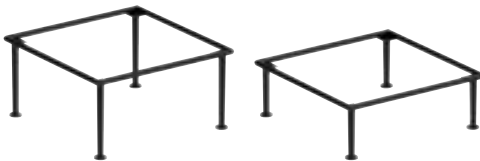


black teflon risers



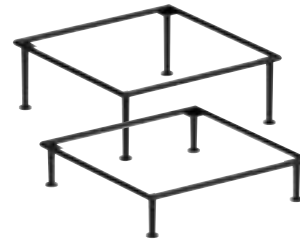
Black Teflon Riser
DW073124116BK
L 24" W 11" H 6"

Black Teflon Riser
DW073124113BK
L 24" W 11" H 3"



Black Teflon Riser
DW073112126BK
L W 12" H 6"

Black Teflon Riser
DW073112124BK
L W 12" H 4"



Black Teflon Riser
DW073114145BK
L W 14" H 5"

Black Teflon Riser
DW073114143BK
L W 14" H 3"



Black Teflon Riser
DW0731666BK
L W 6" H 6"

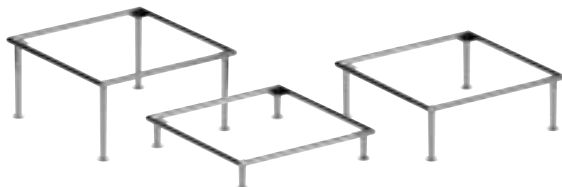
Black Teflon Riser
DW0731664BK
L W 6" H 4"

polished stainless steel risers



Polished SS Riser
DW073124116SS
L 24" W 11" H 6"

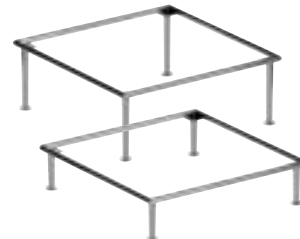
Polished SS Riser
DW073124113SS
L 24" W 11" H 3"



Polished SS Riser
DW073112126SS
L W 12" H 6"

Polished SS Riser
DW073112124SS
L W 12" H 4"

Polished SS Riser
DW073112122SS
L W 12" H 2"



Polished SS Riser
DW073114145SS
L W 14" H 5"

Polished SS Riser
DW073114143SS
L W 14" H 3"



Polished SS Riser
DW0731666SS
L W 6" H 6"

Polished SS Riser
DW0731664SS
L W 6" H 4"



*resin
tiles &
shelves*

Resin tiles are durable, non-absorbent, and food and dishwasher safe.



*wood
tiles &
shelves*

Durable teak wood




*glass
tiles &
shelves*

Tempered glass

elevate your buffet presentation

The perfect addition to the Fusion Buffet System are the black Teflon and stainless steel square and rectangle risers. These multi-sized, elevated frames offer beauty and height for your presentation, and are presented with interchangeable inserts in resin, teak wood and tempered glass.




Grey Marble Resin Square Tile
DWKFB1414GM L W 14" H 3/8"
DWKFB1212GM L W 12" H 3/8"
DWKFB66GM L W 6" H 3/8"
Grey Marble Resin Rectangle Tile
DWKFB2411GM L 24" W 11" H 3/8"




Carrera Resin Square Tile
DWKFB1414CAR L W 14" H 3/8"
DWKFB1212CAR L W 12" H 3/8"
DWKFB66CAR L W 6" H 3/8"
Carrera Resin Rectangle Tile
DWKFB2411CAR L 24" W 11" H 3/8"

resin tiles & shelves



Black Glass Square Tile
DWFBGL6BK L W 6" H 3/8"
DWFBGL14BK L W 14" H 3/8"
DWFBGL12BK L W 12" H 3/8"

Black Glass Rectangle Tile
DWFBGL3611BK L 36" W 11" H 3/8"
DWFBGL3607BK L 36" W 7" H 3/8"
DWFBGL2411BK L 24" W 11" H 3/8"
DWFBGL2407BK L 24" W 7" H 3/8"



Clear Glass Square Tile
DWFBGL14 L W 14" H 3/8"
DWFBGL6 L W 6" H 3/8"
Clear Glass Rectangle Tile
DWFBGL3611 L 36" W 11" H 3/8"
DWFBGL3607 L 36" W 7" H 3/8"
DWFBGL2411 L 24" W 11" H 3/8"
DWFBGL2407 L 24" W 7" H 3/8"



Frosted Glass Square Tile
DWFBGL14F L W 14" H 3/8"
DWFBGL12F L W 12" H 3/8"
DWFBGL6F L W 6" H 3/8"
Frosted Glass Rectangle Tile
DWFBGL2411F L 24" W 11" H 3/8"

glass tiles & shelves



Ash Grey Teak Wood Square Tile
DWFBWD1414SAG L W 14"
DWFBWD1212SAG L W 12"
DWFBWD1111SAG L W 11"
DWFBWD66SAG L W 6"
Ash Grey Teak Wood Rectangle Tile
DWFBWD2411SAG L 24" W 11"




Grey Wash Teak Wood Square Tile
DWFBWD1414SGW L W 14"
DWFBWD1212SGW L W 12"
DWFBWD1111SGW L W 11"
DWFBWD66SGW L W 6"
Grey Wash Teak Wood Rectangle Tile
DWFBWD2411SGW L 24" W 11"



Natural Teak Wood Square Tile
DWFBWD1414ST L W 14"
DWFBWD1212ST L W 12"
DWFBWD1111ST L W 11"
DWFBWD66ST L W 6"
Natural Teak Wood Rectangle Tile
DWFBWD2411ST L 24" W 11"

wood tiles & shelves



hot buffet

Aluminum Hot Plate **DWFB14ALUM**

For use with metal risers only

Induction Ready

DWELIN300B Warmer 300 Watt (2.5 amp, 120v)
DWELIN1800B Range 1800 Watt (15 amp, 120v)

Black Induction Adapter Ring **DWFB14ADAPBK**

Required for Induction when used with the 14" teak risers

Square Grill **DWFB14GRILL**



ambient buffet

Hinged Acrylic Lid **DWFB14CVRH**

Flat Wood Basket

DWFBWDBASK2SAG Ash Grey Teak
Also available as angled wood basket
Available in three finishes:
Grey Wash, Ash Grey & Natural Teak

Square Tiles

DWKFB1414GM Grey Marble Resin
Available in wood, glass and resin



cold buffet

Aluminum Square Bowl

Available in two heights:
DWFB CAB19W L W 19" H 4"
DWFB CAB16W L W 16" H 2"

Aluminum Divided Square Bowl **DWFB CAB16DW** L W 16" H 2"

Square Wood Riser


DWFB147WDAG Ash Grey Teak L W 14" H 7"
DWFB145WDAG Ash Grey Teak L W 14" H 5"
Available in three finishes:
Grey Wash, Ash Grey & Natural Teak

Also Available: Square Metal Riser

Available in three heights: 5", 7" and 9"
Available in two finishes:
Stainless Steel & Black Teflon



hot buffet



Stainless Steel Fusion Grill
for Gastronorm Riser
DWFB20GRILL L 21 1/4" W 13 1/4"

Fuel Holder DW01001

Fusion Fuel Shelf
for Gastronorm Riser Stainless Steel
(Fuel Holders Not Included)
DWFB20SHELF L 14 1/2" W 4"



ambient buffet



Bakery Split Cover
7345MW150
L 21 1/2" W 13 3/4"

Slate Rectangle Platter
68A415EL591 L 21" W 12 3/4"
Available in five finishes: White,
Slate, Driftwood, Concrete & Craft White



cold buffet



DWFBGN1
Ice Cell Gastronorm
White Rectangle Platter 1/1 **NEW**

DWFB20ICESET
Ice Cell Set **NEW**
Set Includes 1 Tray,
2 Cooling Blocks and
2 Buffer Pouches

Ice Bin for
Gastronorm Risers
DW08WP6PL
L 20 7/8" W 12 3/4" H 6"

Fusion Buffet Riser Gastronorm
DWFB20127WDAG
Ash Grey Teak L 23" W 15" H 7 1/4"
Available in three finishes:
Grey Wash, Ash Grey & Natural Teak

Also Available:


Low Profile Gastronorm Riser NEW
L 21 1/2" W 13 1/2" H 2"
Available in three finishes: Grey Wash,
Ash Grey & Natural Teak















introducing the d.w. haber ice cell

The perfect solution for keeping your buffet food fresh and chilled for extended periods! This innovative chilling system is designed to keep food cold for at least 3 hours, ensuring freshness and quality. Keeping food at the right temperature is crucial to prevent bacterial growth and maintain its taste and texture. The D.W. Haber Ice Cell is specifically designed to fit the standard and low profile Fusion Gastronorm risers, available in 3 finishes: Ash Grey, Grey Wash, and Natural Teak wood.



1. Store the cooling blocks in the freezer overnight for the best results.



2. Place the cooling blocks in the BPA free tray, and set the temperature equalizers on top of the blocks to maintain even cold distribution.



3. Add the porcelain Gastronorm platter and enjoy chilled food for at least 3 hours.



DWFB20ICESET

Set Includes 1 Tray, 2 Cooling Blocks and 2 Buffer Pouches
Gastronorm Platters Sold Separately

DWFBGN1 Gastronorm White Rectangle Platter 1/1

DWFBGN12 Gastronorm White Rectangle Platter 1/2

DWFBGCBP Buffer Pouch L 10 7/8" W 9 1/2" H 1/4

DWFBGNI2ICE Cooling Block L 10 1/2" W 9 1/8" H 9 7/8"

DWFBGCTRAY Tray Plastic L 20 1/2" W 12 5/8" H 1 3/4

Gastronorm Buffet Riser

L 23" W 15" H 7 1/4"

DWFB20127WDT Natural Teak

DWFB20127WDAG Ash Grey Teak

DWFB20127WDGW Grey Wash Teak

NEW D.W. HABER *ice cell*



Low Profile Gastronorm Riser

L 21 1/2" W 13 1/2" H 2"

DWFB21132WDT Natural Teak

DWFB21132WDAG Ash Grey Teak

DWFB21132WDGW Grey Wash Teak



fusion hot buffet inserts & accessories



Induction Range **1800** Watt
(15 amp, 120v)
DWELIN1800B
L 13 1/2" W 12 1/2" H 4 1/2"
Induction Warmer **300** Watt
(2.5 amp 120v)
DWELIN300B
L 13 1/2" W 12 1/2" H 4 1/2"



Black Fusion Induction
Adapter Ring
DWFB14ADAPBK
(Required for Induction when
used with the 14" teak risers)




Power Cell Cordless Induction Range
Patent-Pending **NEW**
DWELINPC L 15" W 13" H 3"
Travel Case
DWELINPCCASE **NEW**
L 19" W 15 7/8" H 7 1/8"



Power Cell Cover Up **NEW**
L 16 7/8" W 15" H 3 3/4"
DWFB15133WDAG Ash Grey Teak
DWFB15133WDT Natural Teak
DWFB15133WDGW Grey Wash Teak



Fusion Grill for Gastronorm Riser
Stainless Steel
DWFB20GRILL
L 21 1/4" W 13 1/4"



Square Grill
DWFB14GRILL
L W 14"



Square Grill
DWFB11GRILL
L W 11"



Square Aluminum Hot Plate
(Not recommended
for use on Wood Risers)
DWFB14ALUM L W 14"



Fuel Shelf for Fusion Gastronorm Riser
(Fuel Holders Not Included)
DWFB20SHELF L 14 1/2" W 4"
Fuel Holder **DW01001**

fusion ambient buffet inserts & accessories



Bakery Split Cover
7345MW150
L 21 1/2" W 13 3/4"
Fits EL590, EL591, DW08WP6PL



Hinged Acrylic Lid
DWFB14CVRH
L W 14" Clear
Fits 14" Fusion Square Risers

fusion cold buffet inserts & accessories



Fusion Aluminum Square Bowl
DWFB CAB19W L W 19" H 4"
(Fits 14" Fusion Riser)
Custom Powder Coating Available




Fusion Aluminum Square Bowl
DWFB CAB16W L W 16" H 2"
(Fits 14" Fusion Riser)
Custom Powder Coating Available



Fusion Aluminum Divided Square Bowl
DWFB CAB16DW L W 16" H 2"
(Fits 14" Fusion Riser)
Custom Powder Coating Available



Ice Bin for Gastronorm Risers
DW08WP6PL
L 20 7/8" W 12 3/4" H 6"
(Fits DWFB20127)



Attaches to Fusion Metal Risers,
Wood Risers & Heater Stands



additional fusion buffet inserts & accessories



Satin Universal Cover Holder
DW396CVRHOLD1
L 11" H 4 1/2"

Satin Adapter Clip
to Attach Cover Holder
for Wood Fusion Risers
DWFB14CLIPHOLD1



Attachable Utensil Holder
for Wood Fusion Risers
DWFBREST2
L 9 1/2" W 4 5/8"



Attachable Utensil Holder
for Metal Fusion Risers
DWFBREST
L 9 1/2" W 4 5/8"



Black Universal Shelf Holder
for Teak Fusion Risers
DWFBUSHT4
Includes 4 pieces. Fits all teak
risers and holds glass,
resin or wood tiles



Stainless Steel
Hanging Card Holder
for Fusion Wood Risers
DW07373HK2SS
L 3 7/8" W 2 3/8"



Black
Hanging Card Holder
for Fusion Wood Risers
DW07373HK2BK
L 3 7/8" W 2 3/8"



Stainless Steel
Hanging Card Holder
for Fusion Metal Risers
DW07373HKSS
L 3 7/8" W 2 3/8"



Stainless Steel
Freestanding
Card Holder
DW07372SS
L 3 7/8" W 2 3/8"



Black
Freestanding
Card Holder
DW07372BK
L 3 7/8" W 2 3/8"

D.W. HABER *storage carts*

Black powder coated storage and transport cart ideal for Fusion risers.
Easy to maneuver with adjustable shelves.



Hammered
Spoon Rest
DW394SRM
L 5 1/4" W 3 3/4" H 3"



Spoon
Rest
DW394SR
L 5 1/4" W 3 3/4" H 3"



Drip Tray
w/Drainer
DW30045SET
D 5 1/4"



Square Drip Tray
w/Drainer
DWDRIIP5QSETSS
L W 5"



Large Cart for Fusion Risers (Risers not included)
DWFB CARTLG1
L 72" W 34" H 61" 8" Wheels



Mini Cart for Fusion Risers (Risers not included)
DWFB CART2
L 45" W 30" H 44" 5" Wheels



bringing foodservice displays to new heights

D.W. Haber tiered stands are the perfect addition to buffets or food stations. With 4 and 5-level options, these stands have an elegant look and are designed with no screws or parts, so they are easy to assemble or replace & replenish glass shelves during service. The stands have the ability to showcase multiple dishes at once, so they are perfectly designed for numerous grab & go desserts, a back bar station for glassware, and more. The options are as vast as your creativity.



White Wave 4 Tier Presentation Display
DW412WVW
Overall dimensions with glass shelves
L 40" W 16" H 25 1/2"



Black Wave 4 Tier Presentation Display
DW412WVK
Overall dimensions with glass shelves
L 40" W 16" H 25 1/2"



Fusion Mini Cart
DWFCART2
Fits up to 4 Wave Sets
L 45" W 30" H 44"

Removable center shelf (not shown) & double glass storage

Can also fit 2 Waves in addition to Fusion Package (Risers not included)



5 Tier Presentation Display Stand w/Clear Glass
DW5TC L 36" W 11" H 41"
(Some assembly required)



5 Tier Presentation Display Stand w/Black Glass
DW5TBK L 36" W 11" H 41"
(Some assembly required)



Ice Bin **DW08WP6PL** L 20 7/8" W 12 3/4" H 6"

elevate your buffet presentation

Bring your buffet to new heights with the wood offerings from Creations Buffet. Available in various shapes and sizes, these platforms offer a unique and exciting solution for your foodservice presentation. Designed from acacia wood, the serving boards and stands are strong, durable, and resistant to staining, while providing a look that will attract the eyes of your guests every time.



Acacia Oval Faceted Board
6525TW321 L 28" W 12" H 2"



Acacia Square Faceted Board
6525TW322 L W 15" H 2"



Acacia 6 Level Coffee/Condiment Stand
6525TW310 L 27 3/4" W 14" H 12 5/8"



Acacia 4 Level Signature Stand
6525TW311 L W 18" H 16"



Acacia Set of 2 Arch Bridges
6525TW309
Arch One L 16" W 6" H 4"
Arch Two L 16" W 6" H 6"



Acacia Reversible Rectangular
Gastronorm Platform
6525TW312 L 20 3/4" W 12 7/8" H 6"
DW08WP6PL Ice Bin L 20 7/8" W 12 3/4" H 6"



Acacia Reversible Rectangular
Gastronorm Platform
6525TW313 L 12 3/4" W 10 1/2" H 8"



Acacia Reversible Square
Gastronorm Platform
6525TW314 L W 7" H 12"



buffet presentation reaching new heights

Handcrafted in the USA, these beautifully unique, vertical stands are like no other! Utilizing mixed mediums of industrial pipe and wood, these display stands offer height and mobility for visually pleasing presentations. Available in three distinct finishes, the pipe arms are movable and can be adjusted for a variety of display options. Great for a multitude of uses from coffee & tea service to pastries and fruit smoothies to small appetizers, you can accessorize your display stand with an unlimited variety of small plates, cups, dishes, etc. that Steelite has to offer.



3-Tier Stand With Pipe Legs
(14", 10", 8" Platforms)
6525T204 D 14" H 26" Ebony
6525T200 D 14" H 26" Chestnut
6525T208 D 14" H 26" Aged White



Platform Stand With Pipe Legs
6525T207 D 14" H 4 3/4" Ebony
6525T203 D 14" H 4 3/4" Chestnut
6525T211 D 14" H 4 3/4" Aged White
Fits Creations Polycrystal Cloche
7100DR063 D 10" H 7"

3-Tier Stand
(14", 10", 8" Platforms)
6525T205 D 14" H 20 3/4" Ebony
6525T201 D 14" H 20 3/4" Chestnut
6525T209 D 14" H 20 3/4" Aged White

Platform Stand With Pipe Legs
6525T206 D 14" H 6 3/4" Ebony
6525T202 D 14" H 6 3/4" Chestnut
6525T210 D 14" H 6 3/4" Aged White
Fits Creations Polycrystal Cloche
7100DR063 D 10" H 7"



Display Stand
6525T074 D 14" H 24 1/4"
Gun Metal Pipes
Ebony Stain Wood



Display Stand
6525T072 D 14" H 24 1/4"
Gun Metal Pipes
Chestnut Stain Wood



Display Stand
6525T073 D 14" H 24 1/4"
White Pipes
Weathered White Wood



high quality design & durability

Introducing Roselli Resin Risers, these round & square raised vessels not only provide functionality but durability as well. Made of commercial grade resin, these one-piece risers are resistant to stains, are dishwasher safe, and will not warp over time. A great addition to any buffet presentation, these versatile risers are designed for both hot & cold foods and are available in Smoked Paprika & Basalt colors.



Large Pedestal
Bowl Stand
Smoked Paprika
7700ER001
D 16" H 10 3/4"
7700ER002
D 11 3/4" H 8 1/2"



Flat Round Stand
w/Coupe Edge
Smoked Paprika
7700ER003
L W 17 1/2" H 9 1/2"



Flat Square Stand
w/Coupe Edge
Smoked Paprika
7700ER004
L W 12 3/4" H 7"



Large Pedestal
Bowl Stand
Basalt
7710ER001
D 16" H 10 3/4"
7710ER002
D 11 3/4" H 8 1/2"



Flat Round Stand
w/Coupe Edge
Basalt
7710ER003
L W 17 1/2" H 9 1/2"



Flat Square Stand
w/Coupe Edge
Basalt
7710ER004
L W 12 3/4" H 7"



modern design with form & function in mind

Ultra-modern risers by Roselli Design will take your buffet and tabletop presentation to new heights. Available in a bright white porcelain or lightweight melamine, each riser will elevate both sweet and savory culinary presentations.



Coupe Riser
6950E700 Large D 14 1/2" H 8"
6950E701 Medium D 11 1/2" H 6 1/2"
Fits Creations Polycrystal Cloche
7100DR063 D 10" H 7"



Round Riser
6950E706 Large D 14 1/2" H 8"
6950E707 Medium D 11 1/2" H 6 1/2"
Fits Creations Polycrystal Cloche
7100DR063 D 10" H 7"
6950E708 Small D 9 1/2" H 4 1/2"



Square Riser
6950E703 Large L W 14 1/2" H 8"
6950E704 Medium L W 11 1/2" H 6 1/2"
6950E705 Small L W 9 1/2" H 4 1/2"

melamine risers



Riser Square Top
68A340EL425 L W 13"
Riser Pedestal
68A340EL428 H 7"



Riser Pedestal
68A340EL427 H 5"



Riser Pedestal
68A340EL426 H 3"



68A340EL424
Replacement Screw
For All Sizes



unique resin designs for the table & beyond

From the table to the guest room, Kenny Mack Designs handmade resin risers sit beautifully in diverse hospitality settings. Elevate your aesthetic with functional form and designs of Kenny Mack resin.

carved risers



Carved Riser/Box Espresso
KMK1007ES
L W 12" H 4 1/2"
Carved Riser/Box Espresso
KMK1006ES
L W 12" H 3"



Carved Riser/Box Tangerine
KMK1007TG
L W 12" H 4 1/2"
Carved Riser/Box Tangerine
KMK1006TG
L W 12" H 3"



Carved Riser/Box Espresso
KMK2535ES L W 8" H 8"
KMK2534ES L W 6" H 6"
KMK2533ES L W 4" H 4"



Carved Riser/Box Tangerine
KMK2535TG L W 8" H 8"
KMK2534TG L W 6" H 6"
KMK2533TG L W 4" H 4"

smooth risers



Smooth Riser/Box Shell
KMK1006SH
L W 12" H 3"



Smooth Riser/Box Shell
KMK1007SH
L W 12" H 4 1/2"



Smooth Riser/Box Shell
KMK2534SH
L W 6" H 5"



Smooth Riser/Box Shell
KMK2533SH
L W 4" H 4"



fits standard gastronorm-sized platters

The GenWare display stand will take your food spread to new heights. Designed to fit any 1/3 and 1/2 sized gastronorm platter, this wood stand offers a unique solution for your foodservice display and can be folded up once you're done for easy storage. Made from acacia wood, the stand is durable, stain resistant and is sure to catch the eyes of guests.



Display Stand Acacia Wood Natural
GWWDS1213
L 15" W 11 1/2" H 15 3/4"
Fits Tray Sizes
Bottom: 1/3 GN - L 12 3/4" W 10 1/2"
Top: 1/2 GN - L 12 3/4" W 7"



Creations Melamine
White Rectangle Platter
68A417EL593 L 12 3/4" W 10 1/2"
68A417EL595 L 12 3/4" W 7"



Creations Melamine
Slate Rectangle Platter
68A415EL593 L 12 3/4" W 10 1/2"
68A415EL595 L 12 3/4" W 7"



Creations Melamine
Driftwood Rectangle Platter
68A351EL592 L 12 3/4" W 10 1/2"
68A351EL594 L 12 3/4" W 7"



Creations Melamine
Craft White Rectangle Platter
68A416EL593 L 12 3/4" W 10 1/2"
68A416EL595 L 12 3/4" W 7"



durable, functional, unique

Perfect for serving, stacking, and storing, the Genware display drawers will elevate your presentation and add a unique perspective to foodservice. Crafted from acacia wood and featuring a vintage brass handle, these drawers work well on a buffet to serve morning pastries or use for single-serve tableside service. Available in two washed finishes, black and white, the service possibilities are as vast & unique as your creativity allows.



Display Drawer Black Wash
GWDD-3218BK
1/3 GN - L 12 3/4" W 10 1/2"



Display Drawer White Wash
GWDD-3218W
1/3 GN - L 12 3/4" W 10 1/2"

NEW GENWARE *wire baskets*



organization is key

Featuring versatility and a minimalistic design, Genware Wire Baskets cater to the evolving needs of foodservice professionals. These gastronorm, black-coated stainless steel baskets are optimal for organizing your display in creative ways and can be stacked after service to maximize storage space.



Wire Basket Display
GWBG13BK
1/3 Gastronorm Black
L 12 3/4" W 6 3/4" H 4 3/4"



Wire Basket Display
GWBG12BK
1/2 Gastronorm Black
L 12 3/8" W 10" H 4 3/4"





Platters & Bowls

With a range of options available including square & rectangle plates, large bowls, sharing platters and gastronorm trays, Steelite International offers a number of serving vessels which are perfectly suited for patio dining, banquets and buffet dining. Each collection offers a unique style that can inspire and elevate your plating, helping you to create show stopping food presentations.



a buffet presentation that pops

Introducing Alpha-Ceram Buffet, a collection of service items made of fortified porcelain that provide an eye-catching display through dimension & visual appeal. With subtle embossments and a full indigo glaze, these serving vessels are shaped with accentuated curves and bring an added softness to the display. Made of a lightweight, yet durable material, service is easy and clean up is quick & efficient.



6959E6135
Platter Rectangle
L 18 1/2" W 10 1/2" H 1 1/4"



6959E6134
Platter Rectangle
L 14 1/2" W 9 1/2" H 1"



6959E6136
Platter Round
D 14"



6959E6132
Serving Bowl
D 15" H 4" (5 qt)



6959E6131
Serving Bowl
D 13" H 4" (3 3/4 qt)



6959E6130
Serving Bowl
D 10" H 4" (2 1/2 qt)



6959E6133
Crock
D 6" H 7" (2 qt)



6959E6137
Crock
D 5" H 5 1/2" (1 qt)



light weight, high durability

Creations Pompeii Buffet generates an astonishing and memorable display. Designed for both hot and cold, this melamine collection provides high-quality design with versatility among foodservice presentations. Available in slate and stone colors, Pompeii Buffet is dishwasher safe and its break resistant structure eliminates the need to sacrifice visual quality for durability.

slate

Gastronorm Rectangle

7184TM049 L 20 7/8" W 12 7/8" H 1"**7184TM048** L 20 7/8" W 6 1/2" H 1"**7184TM047** L 12 3/4" W 10 5/8" H 1"**7184TM046** L 12 3/4" W 6 7/8" H 1"

Large Round Shallow Bowl

7184TM043

D 14 1/8" H 2 5/8" (1 gal)



Medium Round Shallow Bowl

7184TM041

D 11 3/4" H 2 5/8" (2 5/8 qt)



Large Round Bowl

7184TM045 D 16 1/4" H 6 7/8" (3 3/8 gal)**7184TM044** D 14" H 5 7/8" (2 gal)

Medium Round Bowl

7184TM042

D 11 1/4" H 4 5/8" (1 gal)



Small Round Bowl

7184TM040

D 9 5/8" H 3 3/4" (2 3/8 qt)

stone

Gastronorm Rectangle

7194TM049 L 20 7/8" W 12 7/8" H 1"**7194TM048** L 20 7/8" W 6 1/2" H 1"**7194TM047** L 12 3/4" W 10 5/8" H 1"**7194TM046** L 12 3/4" W 6 7/8" H 1"

Large Round Shallow Bowl

7194TM043

D 14 1/8" H 2 5/8" (1 gal)



Medium Round Shallow Bowl

7194TM041

D 11 3/4" H 2 5/8" (2 5/8 qt)



Large Round Bowl

7194TM045 D 16 1/4" H 6 7/8" (3 3/8 gal)**7194TM044** D 14" H 5 7/8" (2 gal)

Medium Round Bowl

7194TM042


D 11 1/4" H 4 5/8" (1 gal)



Small Round Bowl

7194TM040

D 9 5/8" H 3 3/4" (2 3/8 qt)



stylish, versatile buffet presentation

Add that something extra to your buffet presentation with the Gastronorm Trays by Creations. Available in a variety of sizes with corresponding covers, these large display platters come in four finishes to suite any occasion including slate, white, concrete and driftwood. Offering style and versatility, the Gastronorm Trays are great for an array of foods while providing a stunning presentation every time.



Cover 1/1
6470ML10 L 21" W 13" H 3 1/2"
Fits EL590, EL591



Cover 2/4
6470ML13 L 21" W 6 3/4" H 3 1/2"
Fits EL596, EL597



Cover 1/2
6470ML11 L 13" W 10 3/4" H 3 1/2"
Fits EL592



Cover 1/3
6470ML12 L 13" W 7" H 3 1/2"
Fits EL594, EL595



White Rectangle Platter
68A417EL591 L 21" W 12 3/4"
68A417EL597 L 21" W 6 1/4"

White Rectangle Platter
68A417EL593 L 12 3/4" W 10 1/2"
68A417EL595 L 12 3/4" W 7"



Slate Rectangle Platter
68A415EL591 L 21" W 12 3/4"
68A415EL597 L 21" W 6 1/4"

Slate Rectangle Platter
68A415EL593 L 12 3/4" W 10 1/2"
68A415EL595 L 12 3/4" W 7"



Driftwood Rectangle Platter
68A351EL590 L 21" W 12 3/4"
68A351EL596 L 21" W 6 1/4"

Driftwood Rectangle Platter
68A351EL592 L 12 3/4" W 10 1/2"
68A351EL594 L 12 3/4" W 7"



Concrete Rectangle Platter
68A601EL590 L 21" W 12 3/4"
68A601EL596 L 21" W 6 1/4"

Concrete Rectangle Platter
68A601EL592 L 12 3/4" W 10 1/2"
68A601EL594 L 12 3/4" W 7"



Craft White Rectangle Platter
68A416EL591 L 21" W 12 3/4"
68A416EL597 L 21" W 6 1/4"

Craft White Rectangle Platter
68A416EL593 L 12 3/4" W 10 1/2"
68A416EL595 L 12 3/4" W 7"





craft melamine extends to buffet service

Give your buffet an upgrade with these large melamine serving pieces from Creations. Designed to replicate our ever-popular Craft dinnerware collection, this melamine offering is made to withstand the rigors of foodservice and is dishwasher safe. Craft melamine has a neutral color palette that blends well with existing service items, providing the opportunity for a customers to create a personalized and on-trend presentation.



Extra Large Round Bowl
68A632EL863
D 15" H 6" (12 1/2 qts)



Large Round Bowl
68A632EL862
D 13" H 5" (8 qts)



Medium Round Bowl
68A632EL861
D 11" H 4" (4 qts)



Small Round Bowl
68A632EL864
D 9" H 3" (2 1/4 qts)



Square Pebble Bowl
68A632EL866
L W 15" H 3 1/4" (5 qts)



Square Pebble Bowl
68A632EL865
L W 13 1/2" H 3" (3 qts)



Square Pebble Bowl
68A632EL867
L W 10" H 1 1/2" (1 qts)



Medium Round Platter
68A632EL860
D 13" H 2" (3 1/2 qts)



long-lasting & robust

Reminiscent of a deep blue sky and rocky mountain hillside is the Quarry collection by Creations Melamine. These hearty platters and bowls feature a unique, stone-like decal on a highly durable melamine body and are ideally sized to meet the needs of any buffet presentation.



Bowl
7192TM302
L 14 3/4" W 12 5/8" H 3 5/8" (5 1/2 qts)



Bowl
7192TM301
L 17" W 9 1/2" H 3" (2 3/4 qts)



Square Bowl
7192TM300
L 10 1/4" W 9 3/4" H 3" (2 qts)



V Shape Bowl
7192TM303
L 9 7/8" W 9 7/8" H 6 1/8" (4 1/4 qts)



Platter
7192TM304
L 18" W 9" H 1 1/2"



natural, subtle textures

Inspired by the living elements of a natural landscape, Scape portrays subtle textures and colors that are organically created in nature. Scape offers a free-flowing design with a multi-material approach to transition from casual to formal dining styles and enhances buffet presentations. Available in high alumina vitrified china, melamine, and glass, Scape offers exceptional style, durability, and grace while delivering a genuinely innovative experience.



68A451
White



68A452
Papyrus



Plate
68A451EL707 D 11"
68A451EL706 D 9"
68A451EL705 D 6 1/2"



Large Oval Platter
68A451EL703
L 15 3/4" W 9 1/2"



Large Oval Bowl
68A451EL702
L 15 3/4" W 9 1/2" H 4" (84 oz)



Deep Salad Bowl
68A451EL700
L 12" H 5 1/2" (76 oz)



Deep Bowl
68A451EL701
L 10" H 4 1/4" (42 oz)



Medium Deep Bowl
68A451EL704
L 7" H 3" (14 oz)



Small Deep Bowl
68A451EL708
L 5" H 2" (5 oz)

white



Plate
68A452EL707 D 11"
68A452EL706 D 9"
68A452EL705 D 6 1/2"



Large Oval Platter
68A452EL703
L 15 3/4" W 9 1/2"



Large Oval Bowl
68A452EL702
L 15 3/4" W 9 1/2" H 4" (84 oz)



Deep Salad Bowl
68A452EL700
L 12" H 5 1/2" (76 oz)



Large Deep Bowl
68A452EL701
L 10" H 4 1/4" (42 oz)



Medium Deep Bowl
68A452EL704
L 7" H 3" (14 oz)



Small Deep Bowl
68A452EL708
L 5" H 2" (5 oz)

papyrus



shape and form inspired by nature

Original designs inspired by the sea and sun, the Marisol line is a fresh take on buffet. Organic shapes, rich earthy tones, and the durability of melamine combine to embody the fluid elegance of nature.



7000
Black



7002
Sand Shell



7004
Starfish



7006
Driftwood Gray



7008
White



Sandwich Platter
DD009 L 27" W 12" H 1/2"



Extra Large Fruit/Sandwich Platter
DD031 L 27" W 13" H 1/4"



Square Canape Platter
DD008 L W 15" H 1/2"



Fruit Platter
DD006 L 15 1/2" W 15" H 2"



Cheese Platter
DD007 D 14" H 1/2"



Oval Platter
DD010 L 15" W 8 1/2" H 1 1/2"



Rectangular Platter
DD011 L 12" W 10" H 1 1/2"



Salad Bowl
DD032 Extra Large L 22" W 19" H 5 1/2" (4 1/4 gal)
DD014 Large L 18" W 14" H 6" (3 gal)
DD005 Medium L 16" W 13" H 5" (6 3/4 qts)



Antipasto Serving Bowl
DD003
L 19 1/2" W 10" H 2 1/4" (2 3/4 qts)



Medium Serving Bowl
DD013
L 14" W 12 3/8" H 2 1/2" (2 1/4 qts)



Small Salad Bowl
DD004
L 13" W 11" H 3" (2 1/2 qts)



Small Serving Bowl
DD012
L 11 7/8" W 10 1/4" H 2 5/8" (1 3/4 qts)



Dressing Crock
DD002 Large D 7" H 7 3/4" (3 qts)
DD001 Small D 6 1/4" H 6 1/4" (1 1/2 qts)
DD029 Mini D 4 1/2" H 4 1/2" (21 oz)



DELFIN *quadro*



quality melamine bowls

An assortment of sleek and versatile multi-sized square bowls make up the Quadro collection. Perfect for individual serving, family style or buffet; Quadro is an extremely durable and stylish addition to the tabletop and buffet.



Square Bowl
7040DD203
L W 11 3/4" H 4 1/2"
(6 3/4 qts)



Square Bowl
7040DD202
L W 9 1/2" H 4"
(3 1/2 qts)



Square Bowl
7040DD201
L W 7" H 3 1/4"
(45 oz)



Square Bowl
7040DD200
L W 5 1/8" H 2 3/4"
(18 1/2 oz)



benefits of melamine with the look of real wood

In a clever mix of textures and mediums, Barnwood Melamine provides the look and feel of rustic wood with the durability and easy maintenance of melamine. This collection by Delfin includes display boards which create an innovative presentation for your table or buffet. Ideal for a wide variety of venues, Delfin's Barnwood boards bring a warm, eye catching display that is sure to impress.



Rectangle Serving Board
7044DD095 L 13" W 8"
w/4" Handle and Clear Rubber Feet



Round Serving Board
7044DD096 D 12"
w/4" Handle and Clear Rubber Feet
Fits Creations Polycrystal Cloche
7100DR063 D 10" H 7"



Square Serving Board
7044DD094 L W 10"
w/4" Handle and Clear Rubber Feet



Serving Board Large
7044DD074 L 18" W 8 1/2" H 1"



Serving Board Medium
7044DD075 L 16" W 7 1/2" H 1"



Serving Board Small
7044DD076 L 14" W 6 1/2" H 1"



unique resin for tabletop & buffet

Kenny Mack Designs features a durable & break resistant resin that is ideal for commercial foodservice. With a multitude of shapes, colors, and sizes, this collection combines functional form and reliability. Inclusive of serving bowls, platters, trays, risers, and more, Kenny Mack resin will elevate any buffet presentation.




Cameron Rectangle Tray
Shell
KMK2105SH
L 19 1/2" W 16 1/2" H 1 1/2"




Cameron Rectangle Tray
Shell
KMK2103SH
L 16" W 13" H 1 1/2"



Cameron Bowl
Shell
KMK1037SH
D 13" H 4" (4 1/2 qt)



Cameron Rectangle Tray
Tortoise
KMK2105TOR
L 19 1/2" W 16 1/2" H 1 1/2"



Cameron Rectangle Tray
Tortoise
KMK2103TOR
L 16" W 13" H 1 1/2"



Cameron Bowl
Tortoise
KMK1037TOR
D 13" H 4" (4 1/2 qt)



Cameron Rectangle Tray
Espresso
KMK2105ES
L 19 1/2" W 16 1/2" H 1 1/2"



Cameron Rectangle Tray
Espresso
KMK2103ES
L 16" W 13" H 1 1/2"



Cameron Bowl
Tangerine Pearl
KMK1037TGP
D 13" H 4" (4 1/2 qt)



Wave Wide Oval Platter
Tortoise
KMK2717TOR
L 24" W 14" H 1 1/2"



Wave Rectangle Platter
Tortoise
KMK2805TOR
L 21 1/4" W 9 1/2" H 2 1/2"




Wave Round Bowl
Tortoise
KMK2720TOR
D 18" H 5" (2 1/4 gal)
KMK2718TOR
D 13" H 4" (3 1/2 qt)



Wave Shallow Oval Bowl
Tortoise
KMK2721TOR
L 19" W 15" H 4"
(1 gal)



Wave Condiment Bowl
Tortoise
KMK1028TOR
D 4 3/4" H 2 3/4"
(8 oz)



Wave Rectangle Platter
Tangerine Pearl
KMK2805TGP
L 21 1/4" W 9 1/2" H 2 1/2"



Wave Round Bowl
Tangerine Pearl
KMK2718TGP D 13" H 4" (3 1/2 qt)
Wave Shallow Oval Bowl
KMK2721TGP L 19" W 15" H 4" (1 gal)



Wave Rectangle Bowl
Tangerine Pearl
KMK2016TGP
L 19 1/2" W 10" H 2 1/4"
(3 1/4 qt)



Wave Crock
Tangerine Pearl
KMK2934TGP
L 5 1/2" H 6 1/2"
(32 oz)



Wave Condiment Bowl
Tangerine Pearl
KMK1028TGP
D 4 3/4" H 2 3/4"
(8 oz)



Wave Oval Bowl
Marine Blue Pearl
KMK2021MBP
L 19" W 11 1/2" H 8"
(2 gal)



Wave Crock
Marine Blue Pearl
KMK2934MBP
L 5 1/2" H 6 1/2"
(1 qt)



Wave Condiment Bowl
Marine Blue Pearl
KMK1028MBP
D 4 3/4" H 2 3/4"
(8 oz)



Wave Oval Tray
Ebony Pearl
KMK2158EBP
L 18" W 9 3/4" H 1 1/4"



Wave Crock
Ebony Pearl
KMK2934EBP
L 5 1/2" H 6 1/2"
(32 oz)



Wave Condiment Bowl
Ebony Pearl
KMK1028EBP
D 4 3/4" H 2 3/4"
(8 oz)



Wave Trough Centerpiece
Grey Ice
KMK2733GICE L 36" W 6" H 4" (1 1/2 gal)
KMK2732GICE L 22" W 6" H 4" (3 3/4 qt)



Wave Round Bowl
Grey Ice
KMK2720GICE
D 18" H 5" (2 1/4 gal)



Wave Round Bowl
Grey Ice
KMK2718GICE
D 13" H 4" (3 1/2 qt)



Wave Round Platter
Shell
KMK2716SH
D 20" H 2"



Wave Round Platter
Shell
KMK2165SH
D 14" H 1 1/2"



Wide Oval Platter
Shell
KMK2717SH
L 24" W 14" H 1 1/2"



Wave Oval Tray
Shell
KMK2141SH L 24" W 12" H 1 1/4"
KMK2158SH L 18" W 9 3/4" H 1 1/4"



Wave Rectangle Platter
Shell
KMK2805SH
L 21 1/4" W 9 1/2" H 2 1/2"



Wave Oval Bowl
Shell
KMK2021SH
L 19" W 11 1/2" H 8"



Wave Round Bowl
Shell
KMK2720SH D 18" H 5" (2 1/4 gal)
KMK2718SH D 13" H 4"



Wave Shallow Oval Bowl
Shell
KMK2721SH
L 19" W 15" H 4" (1 gal)



Wave Rectangle Bowl
Shell
KMK2016SH
L 19 1/2" W 10" H 2 1/4"
(3 1/4 qt)



Wave Square Bowl
Shell
KMK1044SH
L W 14" H 3 1/2"
(4 3/4 qt)



Wave Square Bowl
Shell
KMK1043SH
L W 11" H 3"
(2 1/4 qt)



Wave Rectangle Bowl
Shell
KMK2015SH
L 11" W 7 1/2" H 2 1/2"
(1 qt)



Wave Square Bowl
Shell
KMK1030SH
L W 7" H 2 1/4"
(25 1/2 oz)



Wave Crock
Shell
KMK2934SH
L 5 1/2" H 6 1/2" (32 oz)



Wave Condiment Bowl
Shell
KMK1028SH
D 4 3/4" H 2 3/4" (8 oz)



Wave Trough Centerpiece
Shell
KMK2733SH
L 36" W 6" H 4" (1 1/2 gal)



Wave Trough Centerpiece
Shell
KMK2732SH
L 22" W 6" H 4" (3 3/4 qt)



Jagged Edge Tray
Espresso
KMK2170ES
D 18" H 1/2"



Jagged Edge Tray
Espresso
KMK2150ES
D 14 1/2" H 1/2"



Oval Bark Bowl
Espresso
KMK2059ES
L 18" W 14" H 6 1/2"
(1 1/4 gal)



Oval Bark Bowl
Espresso
KMK2082ES
L 13" W 10" H 4"
(1 1/2 qt)



Jagged Edge Bowl
Espresso
KMK2083ES
D 13" H 4 1/2"
(1 gal)



Jagged Edge Bowl
Espresso
KMK2084ES
D 10 1/2" H 4"
(2 qt)



Oval Bark Bowl
Espresso
KMK2081ES
L 10" W 8" H 3 1/4"
(1 qt)



Jagged Edge Bowl
Espresso
KMK2070ES
D 7 1/4" H 3"
(23 oz)



Jagged Edge Tray
Shell
KMK2170SH
D 18" H 1/2"



Jagged Edge Tray
Shell
KMK2150SH
D 14 1/2" H 1/2"



Oval Bark Bowl
Shell
KMK2059SH
L 18" W 14" H 6 1/2"
(1 1/4 gal)



Oval Bark Bowl
Shell
KMK2082SH
L 13" W 10" H 4"
(1 1/2 qt)



Jagged Edge Bowl
Shell
KMK2083SH
D 13" H 4 1/2"
(1 gal)



Jagged Edge Bowl
Shell
KMK2084SH
D 10 1/2" H 4"
(2 qt)



Oval Bark Bowl
Shell
KMK2081SH
L 10" W 8" H 3 1/4"
(1 qt)



Jagged Edge Bowl
Shell
KMK2070SH
D 7 1/4" H 3"
(23 oz)



Royal Palm Bark Tray
Espresso
KMK2058ES
L 19" W 5" H 2"



Curved Palm Leaf Tray
Shell
KMK2052SH
L 17" W 6 1/2" H 3"



Curved Palm Leaf Tray
Espresso
KMK2052ES
L 17" W 6 1/2" H 3"



Curved Footed Tray
Espresso
KMK2109ES
L 18" W 5" H 1 3/4"



Curved Footed Tray
Espresso
KMK2108ES
L 15" W 4 1/2" H 1 1/2"



Curved Footed Tray
Espresso
KMK2107ES
L 12" W 4" H 1 1/4"



Square Charger Tray
Shell
KMK1034SH
L W 15" H 1 1/2"



Square Charger Tray
Shell
KMK1033SH
L W 13" H 1 1/2"



Square Charger Tray
Shell Marine Blue Pearl
KMK1033SHMBP
L W 13" H 1 1/2"

charger



gallery

Gallery Rectangle Tray
Shell
KMK2145SH
L 23 1/2" W 4" H 1"



Ripple Oval Tray
Shell Marine Blue Pearl
KMK2139SHMBP
L 13" W 4 1/2" H 1 1/2"



ripple

Ripple Rectangle Tray
Shell Marine Blue Pearl
KMK2136SHMBP
L 12" W 9" H 7"



Fusion Square Tray
Shell
KMK2800SH
L W 12 1/8" H 1 1/4"



Fusion Square Bowl
Shell
KMK2801SH
L W 12 1/4" H 4 3/4"
(1 1/4 gal)



Fusion Square Bowl
Shell
KMK2802SH
L W 10 1/2" H 4 1/4"
(3 1/4 qt)



Fusion Square Bowl
Shell
KMK2803SH
L W 8" H 3 1/2"
(1 1/2 qt)



Fusion Square Bowl
Shell
KMK2806SH
L W 6" H 2 3/4"
(19 oz)



Fusion Square Tray
Tangerine Pearl
KMK2800TGP
L W 12 1/8" H 1 1/4"



Fusion Square Bowl
Tangerine Pearl
KMK2801TGP
L W 12 1/4" H 4 3/4"
(1 1/4 gal)



Fusion Square Bowl
Tangerine Pearl
KMK2802TGP
L W 10 1/2" H 4 1/4"
(3 1/4 qt)



Fusion Square Bowl
Tangerine Pearl
KMK2803TGP
L W 8" H 3 1/2"
(1 1/2 qt)



Fusion Square Bowl
Tangerine Pearl
KMK2806TGP
L W 6" H 2 3/4"
(19 oz)



Fusion Square Tray
Tortoise
KMK2800TOR
L W 12 1/8" H 1 1/4"



Fusion Square Bowl
Tortoise
KMK2801TOR
L W 12 1/4" H 4 3/4"
(1 1/4 gal)



Fusion Square Bowl
Tortoise
KMK2802TOR
L W 10 1/2" H 4 1/4"
(3 1/4 qt)



Fusion Square Bowl
Tortoise
KMK2803TOR
L W 8" H 3 1/2"
(1 1/2 qt)



Fusion Square Bowl
Tortoise
KMK2806TOR
L W 6" H 2 3/4"
(19 oz)

slant



Slant Bowl
Tortoise
KMK1025TOR
D 8" H 6" (1 qt)
KMK1024TOR
D 6 1/2" H 4" (16 oz)



Slant Bowl
Tangerine Pearl
KMK1025TGP
D 8" H 6" (1 qt)
KMK1024TGP
D 6 1/2" H 4" (16 oz)



Slant Bowl
Shell
KMK1025SH
D 8" H 6" (1 qt)
KMK1024SH
D 6 1/2" H 4" (16 oz)



Slant Bowl
Ebony Pearl
KMK1025EBP
D 8" H 6" (1 qt)
KMK1024EBP
D 6 1/2" H 4" (16 oz)



Circle Bowl
Tortoise
KMK2086TOR
D 20" H 6" (7 1/4 gal)



Circle Bowl
Tortoise
KMK2000TOR
D 16" H 5" (2 3/4 gal)



Circle Bowl
Tortoise
KMK2001TOR
D 13 1/2" H 4 1/2" (1 3/4 gal)



Circle Bowl
Tortoise
KMK2003TOR
D 10" H 4" (3 1/2 qt)



Circle Bowl
Shell
KMK2086SH
D 20" H 6" (7 1/4 gal)



Circle Bowl
Shell
KMK2000SH
D 16" H 5" (2 3/4 gal)



Circle Bowl
Shell
KMK2001SH
D 13 1/2" H 4 1/2" (1 3/4 gal)



Circle Bowl
Shell
KMK2003SH
D 10" H 4" (3 1/2 qt)

point



Point Bowl
Espresso
KMK2025ES
L 21 1/2" W 8" H 4"
(3 qt)



Point Bowl
Espresso
KMK2024ES
L 13" W 6 1/2" H 3 1/2"
(1 1/4 qt)



Point Bowl
Espresso
KMK2023ES
L 11" W 5 1/2" H 2 3/4"
(25 oz)



Point Bowl
Espresso
KMK2022ES
L 9 1/2" W 4 1/2" H 2"
(10 oz)



Point Bowl
Shell
KMK2025SH
L 21 1/2" W 8" H 4"
(3 qt)



Point Bowl
Shell
KMK2024SH
L 13" W 6 1/2" H 3 1/2"
(1 1/4 qt)



Point Bowl
Shell
KMK2023SH
L 11" W 5 1/2" H 2 3/4"
(25 oz)



Point Bowl
Shell
KMK2022SH
L 9 1/2" W 4 1/2" H 2"
(10 oz)

scoop



Scoop Bowl
Ebony Pearl
KMK1019EBP
D 13 1/2" H 6" (2 gal)

Scoop Bowl
Ebony Pearl
KMK1018EBP
D 9 1/2" H 5" (3 qt)



Scoop Bowl
Tangerine Pearl
KMK1019TGP
D 13 1/2" H 6" (2 gal)

Scoop Bowl
Tangerine Pearl
KMK1018TGP
D 9 1/2" H 5" (3 qt)



Scoop Bowl
Shell
KMK1019SH
D 13 1/2" H 6" (2 gal)



Scoop Bowl
Shell
KMK1018SH
D 9 1/2" H 5" (3 qt)

avocado trio bowls



Avocado Trio Bowl
Espresso
KMK2067ES
W 8" H 2 1/2" (7 oz each)



Avocado Trio Bowl
Shell
KMK2067SH
W 8" H 2 1/2" (7 oz each)





Hollowware & Metal Accessories

Whether it's coffee or water service, canapés or tea sandwiches, your tabletop deserves quality stainless steel hollowware from Steelite International. Our collections perfectly pair with any existing items, and offer a variety of accessory pieces to ensure your table & room service are complete.



beautifully designed, quality made

With a tiered cake stand and three accompanied trays, wine chillers and jugs, the Drift collection offers a range of elegant presentation pieces for your tabletop or buffet. Designed to be both aesthetically unique and highly functional, all Drift items are made from 18/10 stainless steel.



Wine/Champagne Bucket Stand
5977RW003
D 11" H 25 1/4"



Wine/Champagne Cooler Large
5977RW020
L 10 5/8" W 16 1/8" H 16 1/8"



Double Wine/Champagne Bucket
5977RW002 L 11" W 8 1/2" H 9"
Single Wine/Champagne Bucket
5977RW001 L 8 7/8" W 7 1/2" H 8 3/8"



Double Walled
Wine/Champagne Cooler
5977RW013
L 5 3/8" W 5 1/4" H 9"



Jug w/Ice Guard
5977RW017
L 8 7/8" W 6 5/8" H 5 1/2" (2 1/4 qt)



Coffee Server
5977RW107
(2 1/4 qt)



Jug
5977RW016 (10 oz)
5977RW015 (5 oz)



Cake Stand
5977RW014
D 9 1/2" H 16 1/2"



Two Tier Canapé Stand
5977RW106
L 4 7/8" W 4 7/8" H 4 7/8"



simply designed & durable

Offering insulated coffee, water and tea pots, Tower hollowware is sure to keep your beverage at the right temperature. With solid bar hinges and dripless spouts, Tower is your go-to choice for hollowware.



Coffee Pot
DW7164QSS
(2 qt) (1.9 ltr)



Water Pitcher
w/ Ice Guard
DW7564QSS
(2 qt) (1.9 ltr)



Insulated Water Pitcher
w/ Ice Guard
DW7555TQSS
(1 1/2 qt) (1.5 ltr)



Insulated Water Pitcher
w/o Ice Guard
DW7555TQWGSS
(1 1/2 qt) (1.5 ltr)



Insulated Server
DW7155TQSS
(1 1/2 qt) (1.5 ltr)



Insulated Server
DW7134TQSS
(30 oz) (.88 ltr)



Insulated Server
DW7120TQSS
(18 oz) (.53 ltr)



Tea/Coffee Pot
DW7114QSS
(14 oz) (.41 ltr)



Creamer
DW7109QSS
(10 oz) (.3 ltr)



Creamer
DW7105QSS
(5 oz) (.15 ltr)



Sugar Bowl
DW7110SS
(10 oz) (.3 ltr)



Salt & Pepper Set
DW7011SS

stainless steel hollowware

Traditional hollowware is named after its design and style, offering an elegant, yet classic method of coffee and tea service. The solid bar hinges and dripless spouts add that extra appeal for tableside service.



Coffee Pot w/ Base
DW1264B
(2 qt) (1.9 ltr)



Coffee Pot
DW1264
(2 qt) (1.9 ltr)



Water Pitcher
w/ Ice Guard and Base
DW1564B (2 qt) (1.9 ltr)



Water Pitcher w/ Ice Guard
DW1564
(2 qt) (1.9 ltr)



Tea Pot
DW1216
(16 oz) (.5 ltr)



Creamer
DW1108
(8 oz) (.25 ltr)



Creamer
DW1105
(5 oz) (.15 ltr)



Sugar Bowl
DW1110
(10 oz) (.3 ltr)

*tear drop**artisanal texture*

Reduce the appearance of fingerprints with Tear Drop Hammered Hollowware by D.W. Haber. Comprised of 18/10 stainless steel, the spout and opening resemble a teardrop while the finish is lightly hammered, creating a unique presentation for your tabletop.



Tear Drop
Water Pitcher w Ice Guard
DW6564MSS
L 9" W 4 1/2" H 8"
(2 qt)



Tear Drop
Coffee Pot
DW6164MSS
(2 qt)



Tear Drop
Tea Pot
DW6116MSS
L 6 1/4" W 4 1/2" H 4 3/4"
(16 oz)



Tear Drop
Sugar Bowl
DW6107MSS
(7 oz)



Tear Drop
Creamer
DW6106MSS
(7 oz)



Tear Drop
Salt & Pepper Shaker Set
DW6012MSETSS
(7 oz)



Tear Drop
Salt & Pepper Shaker Set
DW6011MSETSS
(16 oz)





eliminate spills & splashes

Make a statement with your beverage service with Royce stainless steel hollowware from Creations. The easy to hold, slanted ergonomic handle allows servers to balance and pour beverages with perfection, while the brushed finish provides a sleek look and reduces the appearance of fingerprints. Royce's tall & slender body will reduce the footprint on the table or buffet, and clever features like longer spouts and ice guards will help eliminate a majority of spills & splashes.



Coffee Pot w/Long Spout
7347MW153
(2 qt)



Water Pitcher w/Ice Guard
7347MW152
(2 qt)



Teapot w/Lid
7347MW148
(17 oz)



Creamer w/Cover
7347MW145
(9 oz)



Sugar Bowl w/Cover
7347MW143
Replacement Lid
7347MW151



Salt & Pepper Set
7347MW147
Replacement Stopper
7347MW149
(Fits 7347MW147)

stylish & durable hollowware

Enhance your beverage service with Diva from WNK. With a stylish, straight-sided body, these hollowware pieces feature a clever hollow handle to prevent heat transfer and are made of durable 18/10 stainless steel. Offering a quality and long lasting shine, Diva is available in both single and double insulated walls and complements any tabletop presentation.



Single Wall Coffee Pot
53601S134
L 7 1/2" W 4 5/8" H 9 1/4"
(2 1/4 qt)



Water Pitcher w/Ice Guard
53601S135 Single Wall
L 7 1/2" W 4 5/8" H 8 1/8" (2 1/4 qt)
Double Wall
53601S136
L 7 1/8" W 4 1/2" H 8 1/8" (1 1/2 qt)



Double Wall Coffee Pot
53601S540
L 7 1/2" W 4 1/2" H 6" (27 oz)
Single Wall Tea Pot
53601S139
L 5 1/4" W 3 3/8" H 4 7/8" (21 1/2 oz)



Single Wall Milk Jug
53601S137
L 4 3/8" W 2 7/8" H 3" (9 oz)
53601S140
L 3 3/4" W 2 3/8" H 2 5/8" (5 1/2 oz)



Sugar Bowl
5368S512
D 3 1/2" H 2 3/8"
(9 oz)

impactful simplicity

A full line of 18/10 stainless steel hollowware accessories make up the Kent collection by Worth, Noble & Kent. Evolving with the current industry trends, Kent bestows a simplistic design while leaving a lasting impact at an affordable price.



Coffee Pot
5368S520
L 7 1/2" W 4 5/8" H 9 1/4" (2 1/4 qt)
5368S519
L 7 1/4" W 4 5/8" H 7 1/2" (1 3/4 qt)



Water Pitcher
5368S525 Without Ice Guard
L 7 1/2" W 4 5/8" H 8 1/8" (2 1/4 qt)
5368S522 w/Ice Guard
L 7 1/2" W 4 5/8" H 8 1/8" (2 1/4 qt)
5368S521 w/Ice Guard
L 7 1/4" W 4 5/8" H 6 1/2" (1 3/4 qt)



Tea Pot
5368S516
L 5 1/4" W 3 3/8" H 4 7/8" (21 1/2 oz)
5368S515
L 4 3/8" W 2 7/8" H 3 7/8" (9 oz)



Milk Jug
5368S513
L 3 3/4" W 2 3/8"
H 2 5/8" (5 1/2 oz)



Sugar Bowl
5368S512
D 3 1/2" H 2 3/8"
(9 oz)



WORTHY, NOBLE & KENT *eminence*



18/10 stainless steel hollowware

Constructed of the highest quality 18/10 stainless steel and featuring a classic design with universal appeal, Eminence by Worthy, Noble & Kent is sure to impress. Create a tablescape to remember with the impressive, eye-catching designs of this extraordinary collection.



Coffee Pot
5351S225
L 10" W 5" H 10" (2 1/4 qt)
5351S223
L 6 1/2" W 3 1/2" H 6 1/2" (21 1/2 oz)
5351S222
L 5 1/2" W 3" H 6" (13 oz)



Water Pitcher
w/Ice Guard
5351S231
L 8 1/2" W 5" H 7 1/2"
(2 1/4 qt)
5351S232 w/out Ice Guard
L 8 1/2" W 5" H 7 1/2"
(2 1/4 qt)



Water Pitcher
w/Ice Guard
5351S230
L 8" W 5" H 7 1/2"
(1 3/4 qt)



Tea Pot
5351S219
L 7 3/4" W 3" H 6 1/8"
(21 1/2 oz)
5351S218
L 6" W 3" H 5 1/8"
(13 oz)



Milk Jug
5351S206
L 7 3/4" W 6 1/8" H 3 1/2"
(9 oz)
5351S205
L 4" W 2 1/2" H 3"
(5 1/2 oz)



Sugar Bowl w/Cover
5351S201
L 5 1/2" W 3" H 4 1/2"
(9 oz)
Sugar Bowl
5351S200
L 5 1/2" W 3" H 3"
(9 oz)



simple, sleek, elegant

Featuring modern, sleek lines and the highest quality 18/10 stainless steel, Kamina by Worthy, Noble & Kent is guaranteed to be a knock-out on the table. Traditional metalware service with a contemporary twist, Kamina adds elegance to any tabletop.



Coffee Pot
5350S122
L 8 1/2" W 4 1/2" H 10" (2 1/4 qt)
5350S121
L 7" W 4" H 7" (1 qt)
5350S120
L 6" W 3" H 6" (18 oz)



Water Pitcher
w/Ice Guard
5350S131
L 8 1/2" W 4 3/5" H 9 1/2"
(2 1/4 qt)
5350S132 Without Ice Guard
L 8 1/2" W 4 3/5" H 9 1/2"
(2 1/4 qt)



Water Pitcher
w/Ice Guard
5350S130
L 8 1/2" W 4 3/5" H 7"
(1 3/4 qt)



Tea Pot
5350S116
L 6 1/2" W 4" H 4 1/2"
(17 oz)



Milk Jug
5350S106
L 5" W 3" H 3"
(9 oz)
5350S105
L 4" W 2 1/2" H 2 1/2"
(5 1/2 oz)



Sugar Bowl
5350S100
L 6" W 3 1/2" H 2"
(9 oz)



the soprano collection

Classic Italianate hollowware collection made from 18/10 stainless steel for a long lasting finish. Soprano has a true gooseneck spout preferred for total accuracy in pouring. Argon welds ensure against leaks. All hollowware covers have durable five knuckle hinges that allow the covers to open a full 180°, laying completely flat during washing. Hollow handles protect user while handling hot beverages.



Soprano Water Pitcher
w/Ice Guard
WLCX522G
L 8 1/2" H 7 1/4" (2 1/8 qt)



Soprano Water Pitcher
w/o Ice Guard
WLCX522
L 8 1/2" H 7 1/4" (2 1/8 qt)



Soprano Coffee Pot
WLCX511 L 10 5/8" H 9 5/8" (2 1/8 qt)
WLCX513 L 7 5/8" H 4 7/8" (30 oz)
WLCX514 L 6 7/8" H 5 7/8" (18 oz)
WLCX515 L 6 1/4" H 5 1/2" (12 oz)



Soprano Tea Pot
WLCX519
L 6 1/4" W 4 1/2" H 6 3/8" (20 oz)
WLCX520
L 5 5/8" W 3 5/8" H 5 1/2" (12 oz)



Soprano Creamer
w/o Lid or Base
WLCX526
L 5" W 3 5/8" H 4" (12 oz)
WLCX528
D 2 3/8" H 3 3/4" (5 oz)



Soprano Creamer
w/Lid
WLCX528L
D 3 3/8" H 3 1/2" (5 oz)



Soprano Creamer
w/o Lid or Handles
WLCX528XH
D 2 3/8" H 2" (5 oz)



Soprano Sugar Bowl
w/Lid
WLCX529L
D 3 3/8" H 3 1/2" (10 oz)



Soprano Sugar Bowl
w/o Lid or Handles
WLCX529
D 3 3/8" H 3 1/2" (10 oz)



Soprano Round Tray
WLOU339 D 14 1/2"
WL9222SP D 13"
WL9223 D 12"



Soprano Oblong Tray
WLOU662
L 15" W 11"



Soprano Rectangle Cash Tray
WLOU360
L 9" W 5"



Soprano Shrimp Bowl
WLOU302
D 3 7/8"



Soprano Gravy Boat
WLOU315 L 8 3/4" (15 oz)
WLOU305 L 7" W 3" H 4" (5 oz)



Soprano Bud Vase
WLOU325
D 2 7/8" H 7 1/2"

satin soprano holloware



Satin Soprano Water
Pitcher w/o Base
WLCX522GB
L 8 1/2" H 7 1/4" (2 1/8 qt)



Satin Soprano Water
Pitcher w/o Ice Guard
WLCX522B
L 8 1/2" H 7 1/4" (2 1/8 qt)



Satin Soprano Coffee Pot
WLCX511B L 10 5/8" H 9 5/8" (2 1/8 qt)
WLCX513B L 7 5/8" H 4 7/8" (30 oz)
WLCX514B L 6 7/8" H 5 7/8" (18 oz)
WLCX515B L 6 1/4" H 5 1/2" (12 oz)



Satin Soprano Tea Pot
WLCX519B
L 6 1/4" W 4 1/2" H 6 3/8" (20 oz)
WLCX520B
L 5 5/8" W 3 5/8" H 5 1/2" (12 oz)



Satin Soprano Creamer
w/o Lid
WLCX526B
L 5" W 3 5/8" H 4" (12 oz)
WLCX528B
D 2 3/8" H 3 3/4" (5 oz)



Satin Soprano Creamer w/Lid
WLCX528LB
D 2 3/8" H 3 3/4" (5 oz)



Satin Soprano Sugar Bowl w/Lid
WLCX529LB
D 3 3/8" H 3 1/2" (10 oz)



maintain the proper temperature

Keep your chilled buffet creations fresh & flavorful with Deep Freeze Bowls from Walco. These multi-sized bowls are designed with double-wall insulation and feature a patented gel chamber that can be frozen to help maintain a cooler temperature for longer. The double wall also prevents condensation on the outside of the bowl, creating a clean look for any buffet presentation. Complete with a tight sealing lid, the Walco Freeze Bowls are made of 18/10 stainless steel and are dishwasher safe.



Deep Freeze Bowl
WL3WB750
D 12" H 6 1/2" (8 qt)
Includes Lid



Deep Freeze Bowl
WL3WB425
D 10" H 5 5/8" (4 1/2 qt)
Includes Lid



Deep Freeze Bowl
WL3WB275
D 8 5/8" H 5" (3 qt)
Includes Lid



Deep Freeze Bowl
WL3WB150
D 7" H 4 3/8" (1 1/2 qt)
Includes Lid



leave a lasting impression

Create an experience guests will remember with the Williamsburg Metalworks Tray collection. These eye-catching trays come in multiple sizes, providing options for table service, room service, and hotel amenities. From the wine coaster to the appetizer platter, these pieces are sure to create a lasting impression.



Round Tray
5851JX35
D 15 3/4" (Well 13")
Satin Finish Inside
And Mirror Finish On Flange



Rectangular Tray
5851JX32 L 13" W 10"
(Well L 10" W 7")
Satin Finish Inside
And Mirror Finish On Flange



Wine Coaster
5852JX40 D 5 3/4"
Satin Finish



quality, style, grace

WNK Metal Accessories are a unique and stylish way to spice up any tabletop. From bread bowls and tongs to number stands, this collection of high quality serving pieces features mirror & hammered finishes.



Almond-Shaped Bowl
Hammered Finish
5360S302
L 16" W 6 1/2" H 2 3/8" (1 qt)



Square Bowl
Hammered Finish
5360S307
L W 7 1/4" H 2 3/4" (16 oz)



Rectangle Bowl
Mirror Finish
5360S325
L 11 1/2" W 6" H 3" (1 1/4 qt)



Square Bowl
Brush/Mirror Finish
5360S326
L W 4 1/2" H 2" (10 oz)



Sugar Tong
Mirror Finish
5360S317
L 4 1/4"



Table Number
Stand
5360S463
H 12"



unlimited buffet additions

Complement your foodservice display with a wide selection of buffet accessories. Stainless steel spoon rests, sauce boats, trays and more make up this collection by D.W. Haber.



Round
Modern Tray
DW1414P D 14"



Bread Tray
w/Applied Border
DW1612 L 12"
DW1609 L 9"



Tempo
Bread Tray
DW1709
L 10" W 5 1/2" H 3 1/2"



Ogee
Cash Tray
DW3509
L 9" W 6"



Rectangle
Serving Dish
DW071794SS
L 9" W 4 1/2" H 1 1/2"



Sugar Packet
Holder
DW02113SS
L 2 1/2" W 1 3/4" H 2"



Modern
Number Stand
DW04181MSS
L 4" W 4" H 18"
DW04121MSS
L 4" W 4" H 12"



3 Compartment SS
Condiment Server Bowls
DW3913
L 6 1/2" W 6 1/2" H 6 1/2"



Caviar
Set
DW04955SS
5 Bowls w/Top Ring
W 8" H 6"



Supreme 3 Piece
Set w/Base
DW1001B3
L 5 1/2" W 5 1/2" H 3 1/2"



2 Piece Silver Plate
Tea Strainer w/Cup
DW0497



Ladle
Rest
DW396LADREST
L 6" W 5 1/4" H 8 3/4"



Stackable Sauceboat
DW8011SS L 9 1/2" W 4" H 3 3/4" (11 oz)
DW8008SS L 8 3/8" W 4 3/4" H 2 3/4" (8 oz)
DW8005SS L 7 1/2" W 3 1/4" H 2 1/2" (5 oz)



Coaster/Underliner
DW30044
D 5 1/4" (Well 3")



Coaster/Underliner
DW30045
D 5 1/4" (Well 4")



Flatware Caddy w/Center for Cocktail Napkins or Knives
DW0738SS
L 11" W 9" H 5"



DW396CVRHOLD1

Attaches to 20" & 40" Heater Stands

DW396CVRHOLD1

Attaches to Fusion Metal & Wood Risers

DWFB14CLIPHOLD1

Satin Adapter for Wood Fusion Risers



Satin Universal Cover Holder

DW396CVRHOLD1

L 11" H 4 1/2"



Satin Adapter Clip

to Attach Cover Holder
for Wood Fusion Risers

DWFB14CLIPHOLD1



Replacement

Fuel Holder

DW01001

L 6 3/4" W 3/4" H 3"



Hammered

Spoon Rest

DW394SRM

L 5 1/4" W 3 3/4" H 3"



Spoon

Rest

DW394SR

L 5 1/4" W 3 3/4" H 3"



Engraved ID Tents
Mirror Stainless Steel

DWIDENTCSS Coffee L 3 3/4" W 2 1/4"

DWIDENTDSS Decaf L 3 3/4" W 2 1/4"

DWIDENTHSS Hot Water L 3 3/4" W 2 1/4"

DWIDENTXSS Blank L 3 3/4" W 2 1/4"

Unlimited options for engraving
(ex. Tea, Cream, Milk, etc.)



Freestanding

Card Holder

DW07372SS

L 3 7/8" W 2 3/8"



Black Freestanding

Card Holder

DW07372BK

L 3 7/8" W 2 3/8"



Drip Tray

w/Drainer

DW30045SET

D 5 1/4"



Square Drip Tray

w/Drainer

DWDRI5QSETSS

L W 5"

KENNY MACK DESIGNS *spoon rests*



Curved Spoon Rest

Shell

KMK2804SH

L 10 1/2" W 4 1/4" H 2"



Curved Spoon Rest

Tangerine Pearl

KMK2804TGP

L 10 1/2" W 4 1/4" H 2"



Curved Spoon Rest

Tortoise

KMK2804TOR

L 10 1/2" W 4 1/4" H 2"





Serving Utensils

Even the serving utensils should bring style and refinement to a buffet presentation. Steelite proudly offers exceptional 18/10 stainless steel collections from Robert Welch, WNK, Walco, Folio & D.W. Haber.



spoons, ladles, tongs and more

No buffet presentation would be complete without its serving utensils. From a clean and sleek look to a fingerprint-free hammered finished, D.W. Haber offers a variety of 18/10 stainless steel utensils that are suitable for foodservice.

chicago serving utensils ★ ★ ★ ★



Pie/Cake
Server
DW397CS
9 3/4"



Slotted Serving
Spoon Large
DW397SVSPP
11 1/2"



Solid Serving
Spoon
DW397SVSP
11 1/2"



Serving Spoon
Medium
DW397SVSP
8 3/4"



Serving Spoon
Small
DW397SVSP
8 1/2"



Serving Fork
Large
DW397SVFK
12"



Ice
Scoop
DW394ICE
8"



Gravy Ladle
DW397LADGR
6" (1/2 oz)



Ladle
DW397LAD1
12" (1 oz)



Ladle
DW397LAD4
12 1/2" (4 oz)



Ladle
DW397LAD8
14" (8 oz)



hammered serving utensils ★ ★ ★ ★ ★



Ladle,
Soup/Punch
DW398MLAD4
13" (4 oz)



Ladle
DW398MLAD1
12" (1 oz)



Pie
Lifter
DW398MPL
11"



Slotted Serving
Spoon Large
DW398MSVSP
13"



Serving
Spoon Large
DW398MSVSP
13"



Serving
Spoon Medium
DW398MSVSP
10"

tongs



Serving Tong
DW396ST9
9 1/4"



Serving Tong w/
Notched Ends
DW39468
8"



Ice
Tong
DW39462
7"



Sugar
Tong
DW39461
5"



Hammered
Salad Tong
DW398MST10
10"



Hammered
Serving Tong
DW398MST9
9"



Hammered
Ice Tong
DW398MST8
8"



Pastry
Scissor Tong
DW396PST
8"



essential for foodservice

Considered by some to be 'perfection in the hand'. The Radford collection has a softness and ergonomic curve which is both classic and contemporary. The Radford design is versatile enough to complement any table setting. With over 60 pieces, Radford stainless steel flatware and serving utensils offer a solution for any dining occasion.



Salad Serving Spoon
5970SX062*
10 5/8"



Serving Spoon
5970SX061
9"



Slotted Spoon
5970SX060*
10 5/8"



Gourmet Serving Spoon
5970SX080*
10 1/8"



Salad Serving Fork
5970SX071*
10 3/8"



Serving Fork
5970SX072*
9 1/4"



Pie Server
5970SX031*
9 5/8"



Ice Tongs
5970SX073*
6 5/8"



Serving Tongs Small
5970SX336*
6 7/8"



Serving Tongs
5970SX190*
9"



Snail Tongs
5970SX194*
6 7/8"



Sugar Tongs
5970SX317*
4 1/4"



Ice Scoop
5970SX188*
8 1/2"



Stilton Scoop
5970SX265*
7 3/8"



Stilton Scoop (H.H.)
5970SX266*
11 5/8"



Sauce Ladle
5970SX065*
6 1/2"



Soup Ladle
5970SX063*
12 1/4"



Lobster Pick
5970SX028*
8 1/4"



Napkin Ring Set 2-Piece
5970SX267*
2 3/4"

multi-piece sets



5970SX180*
Carving Set



5970SX181*
Cheese Knife 5 Piece
Gourmet Set



5970SX268*
Cheese Set Small
4-Piece 8 1/4"



A go-to pattern for flatware, Baguette serving utensils from WNK are a staple for any buffet. This classic shape is easy to hold and creates a refined look for your foodservice display.

- 18/10 stainless steel serving utensils
- High quality mirror polished finish
- Classic shape & design



Long Serving Spoon
5300S062
10 3/4"



Serving Spoon
5300S061
8"



Salad Serving Spoon
5300S012
7 1/2"



Long Serving Fork
5300S072
10 3/4"



Salad Serving Fork
5300S022
7 1/2"



Serving Fork
5300S071
8 1/2"



Cake Server
5300S067
9 3/4"



Sauce Ladle
5300S066
(Two Pieces) 7"



Sauce Ladle
5300S065
(One Piece 5/8 oz) 7"



Soup Ladle
5300S064
(Two Pieces 3 1/4 oz) 11 1/2"



Long
Serving Spoon
5731SX062
10 3/4"



Slotted Long
Serving Spoon
5731SX060
10 3/4"



Serving
Spoon
5731SX061
9"



Slotted
Serving Spoon
5731SX068
9"



Long Serving Fork
5731SX072
10 3/4"



Cake Server
5731SX067
10 1/8"



Large Tong
5731SX073
10"



Small Tong
5731SX074
7"



Ice Scoop
5731SX188
8 5/8"



Sauce Ladle
5731SX065
7" (1 oz)



Soup Ladle
5731SX063
11 1/2" (4 oz)



Bryce's stainless steel flatware features a high quality, 18/10 stainless steel finish and has expanded to a line of serving utensils. With a classic design, create a seamless look from tabletop to buffet with these simply elegant serving pieces.

- 18/10 stainless steel serving utensils
- High quality mirror polished finish
- Modern look, designed for buffet
- Extensive range

angle 18/10



Solid Spoon
5769SX062
12 3/8"



Slotted Spoon
5769SX060
12 3/8"



Ladle
5769SX063
12 3/8" (4 oz)



Dressing Ladle
5769SX065
11 1/4" (2 1/2 oz)



The contemporary and unique design of the Angle serving pieces feature a convenient curve on the brushed satin handles that make it easy to hold and perfect for banqueting.

- 18/10 stainless steel
- High quality mirror polished finish
- Brushed satin handle
- Modern design with an elevated handle for ease of use



Cake Server
5769SX067
12 3/4"



Serving Fork
5769SX072
12 5/8"



Tong
5769SX073
10"



modern and sleek

The Idol™ serving pieces are inspired by the modern styling of Idol™ chafers. The sleek hollow handles dissipate heat keeping them comfortable to the touch even when left in heated food pans. The handles also highlight a convenient, curved design, making it easier to pick up off the table.



WLID125
Serving Spoon
13"



WLID126
Slotted Serving Spoon
13"



WLID012
Serving Spoon
10"



WLID015
Serving Spoon
10"



WLID029
Ladle
13"



WLID014
Meat Fork
10"



WLID022
Pastry Server
10"



WLID7280
Serving
Tongs
12"



WLID7275
Serving
Tongs
9"



WLID7253
Salad
Tongs
9"



WLID7223
Ice
Tongs
6"



WLID7225
Serving
Tongs
6"



WLWL801B
NSF Curved Handle
Serving Spoon
11 3/8"



WL74149B
NSF Bacon
Tongs
9"



durability and style

Made of durable 18/10 stainless steel, Walco Ultra serving utensils feature a classic rim design with long handles and a polished mirror finish. Manufactured to hotel weight standards, Ultra will withstand the rigors of foodservice.



WLUL125
Serving
Spoon
13 1/4"



WLUL126
Slotted
Serving Spoon
13 1/4"



WLUL012
Serving
Spoon
10 1/2"



WL9628
Pierced
Serving Spoon
8 1/4"



WLUL029
Ladle
13 1/4"



WLUL011
Ladle
11 1/2"



WL9621
Ladle
6 5/8"



WL9617
Cold Meat
Fork
8 1/2"



WLUL022
Pie
Server
9 1/2"



WLUL7253
Serving
Tongs
8 1/4"



WLUL7225
Small
Serving Tongs
8"





Mogogo Buffet Solutions

When versatile functionality meets high design, Mogogo Buffet Solutions can deliver an exceptional line of products which adapt to any venue or occasion. With a vast collection of tables, carts and accessories, the Mogogo collections are designed to create endless configurations from the same structural components. When you think of F&B furniture, think Mogogo - where beautiful, functional products blend seamlessly in any interior, while elevating design standards for your guests.



MORE FROM MOGOGO

For more information, scan the code to view the Mogogo digital catalog.



EXPRESS YOU





Mogogo is led by designers and chefs that are aiming to introduce innovative, luxurious, and highly functional equipment to foodservice professionals, with an environmentally friendly philosophy in mind.



 LINENLESS
  MODULAR
  MOBILE
  SUSTAINABLE
  ADD ONS



Modular SYSTEM

MODULAR COLLECTION

Mogogo's flagship collection, The Modular System, allows you to use our generic components in various ways to create endless configurations. The Modular System holds the Classic and Creative Ranges, and a large variety of matching add-ons. Our Classic Range consists of buffet tables and shelves, functioning as building blocks to the Mogogo System. Our Creative Range comes with a curved slim look, offering unique features based on our vast experience in large foodservice operations.



cliX TABLES

CLIX COLLECTION

CliX is both highly functional and stylish, with the intention to make the lives of our customers a little bit easier. CliX is inspired by the existing strengths of Mogogo's exploring efficiency and storage, from these two function defining parameters came our patent pending quick-lock mechanism. One click to attach and one twist to detach, CliX delivers a product that is easy to assemble and store. Available in three different finishes



Canvas SHELVING SYSTEM

CANVAS COLLECTION

The Canvas Collection is a modular shelving system, acting as a blank page allowing professionals to accomplish their creative vision. It is ideal as a back bar or for showcasing food and beverages and related products. It combines function with uncluttered aesthetics to create this versatile range of shelving, taking into consideration the challenging requirements of foodservice.



PoLo

TABLES

POLO COLLECTION

The PoLo Tables are lightweight and extremely versatile, born from our unique Modular System. Available in Round, Square, or Oval Tabletop shapes, it offers a wide variety of combinations. This approach allows for the same coffee table to be effortlessly transformed into a bistro or bar table and then into a champagne or dessert station. It provides you with flexibility while also retaining simplicity and style.



Roll'n

SERVICE CARTS

ROLL'N COLLECTION

The Roll'n Service Cart collection starts with core elements. It's an elegant and functional cart with heavy-duty silent casters, and a slick genuine leather covered handle to ride with style. It easily drives from back of the house to the front of the house and anywhere you wish. Adding accessories can transform the Roll'n into a variety of usage, cocktail cart, dessert cart and more.



Grobit

SIDE TABLES

GRABIT COLLECTION

The Grabit collection introduces portable side tables for hospitality. These tables fit the Grab & Go serving style, designed to carry around and suitable for a variety of uses in many settings and scenarios. The unique design includes a genuine leather handle for effortless carrying, and the thin metal base easily slides under chairs. The beautiful and durable BHP top come in a variety of finishes - Nero Marquina Marble, Grey Slate and Bengali Mango Wood.



customize your modular stations by choosing from the different colors and finishes available.

Simply choose your preferred design combination by inserting the corresponding letter to its designated space as demonstrated below.


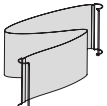





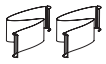

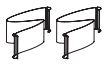

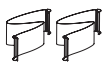

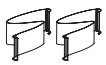

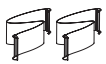

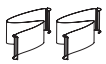



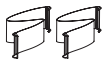




STEELITE PREFIX MG			
+			
ITEM CODE C#####			
+			
TOP	SEGMENT	TEXTILE	BASE
M Nero Marquina Marble BHP	S Brushed Stainless Steel	W Blue & White Stripes	F Adjustable Legs
G Grey Slate BHP	B Brushed Brass	B Black	W Casters
W Bengali Mango Wood BHP			
B High Density Bamboo <small>*Only Available in North America</small>			

Example:
MGCMLB10GBWF

*A modern foodservice furniture brand born from a passion for style and gastronomy.
A perfect balance of luxury and function.*



For more information, scan the code to view the Mogogo digital catalog.

		<i>easily cover up parts of your buffet stations with our original quick covers, both durable and easy to clean</i> 			
					
Fits Unit	Amount	Golden-Brown	Silver-Grey	Charcoal-Black	Jungle-Green
MODULAR COLLECTION					
 Classic Large Unit		MGSQCOPV0301	MGSQCOPV0401	MGSQCOPV1601	MGSQCOGP0201
 Classic Medium Unit		MGSQCOPV0501	MGSQCOPV0601	MGSQCOPV1701	MGSQCOGP0301
 Classic Small Unit		MGSQCOPV0701	MGSQCOPV0801	MGSQCOPV1801	MGSQCOGP0401
 Classic Corner Unit		MGSQCOPV2401	MGSQCOPV2501	MGSQCOPV2601	MGSQCOGP1101
 Creative Curved Unit		MGSQCOPV0901	MGSQCOPV1001	MGSQCOPV1901	MGSQCOGP0501
 Creative Extension Unit		MGSQCOPV1101	MGSQCOPV1201	MGSQCOPV2001	MGSQCOGP0601
 Classic Large Shelf		MGSQCOPV0101	MGSQCOPV0201	MGSQCOPV1501	MGSQCOGP0101
MODULAR 360° QUICK COVERS					
 Classic Large Unit		MGSQCOPV3401	MGSQCOPV3301	MGSQCOPV3201	N/A
ROLL'N SERVICE CART QUICK COVERS					
 Quick Cover Service Cart		MGSQCOPV1301	MGSQCOPV1401	MGSQCOPV2101	MGSQCOGP0701
 Storage Quick Cover Service Cart		MGSQCOPV2902	MGSQCOPV3602	MGSQCOPV3702	MGSQCOGP1202



CLASSIC CANOPY UNIT MGCMLB10GSWW



CLASSIC SMALL UNIT MGCMLX03GSXF

creative range



Creative Curved Unit
MGCMSX01GSXW
L 81 1/2" W 41" H 35"



Creative Extension Unit
MGCMSX02GSXW
L 47" W 21" H 35"

classic range



Classic Large Unit
MGCMLX01GSXW
L 71" W 29 1/2" H 35"



Classic Medium Unit
MGCMLX02GSXW
L 47" W 29 1/2" H 35"



Classic Small Unit
MGCMLX03GSXW
L 29 1/2" W 29 1/2" H 35"



Classic Corner Unit
MGCMLX04GSXW
L 29 1/2" W 29 1/2" H 35"



creative range shelves



Curved Outer Shelf
MGCIAF01GSXX
L 76" W 27 1/2" H 6 1/2"



Curved Inner Shelf
MGCIAF02GSXX
L 53" W 26 1/2" H 6 1/2"



Extension Shelf
MGCIAF03GSXX
L 47" W 10" H 6 1/2"

classic range shelves



Large Shelf
MGCIAF04GSXX
L 71" W 9 1/2" H 12 1/2"



Large Low Shelf
MGCIAF05GSXX
L 71" W 9 1/2" H 6 1/2"



Large Wide Bar Shelf
MGCIAF06GSXX
L 71" W 14 1/2" H 12 1/2"



Medium Shelf
MGCIAF07GSXX
L 47" W 9 1/2" H 12 1/2"



Medium Low Shelf
MGCIAF08GSXX
L 47" W 9 1/2" H 6 1/2"



Mid-Hole Display Unit
MGCMLB09GSXF
L 71" W 29 1/2" H 35"



Standard Large Unit
MGCMDX01GSXF
L 71" W 29 1/2" H 35"



Standard Medium Unit
MGCMDX02GSXF
L 47" W 29 1/2" H 35"



Standard Small Unit
MGCMDX03GSXF
L 29 1/2" W 29 1/2" H 35"

TOP

M Nero Marquina Marble BHP **G** Grey Slate **W** Bengali Mango Wood BHP **B** High Density Bamboo

SEGMENT

S Brushed Stainless Steel **B** Brushed Bronze

BASE

F Adjustable Legs **W** Casters



Pro Bar
MGCMLC05GSXW
L 71" W 29 1/2" H 47 1/2"




Back Bar
MGCMLC01GSXW
L 71" W 29 1/2" H 60 1/2"



Large Pro Unit
MGCMLA05GSXW
L 71" W 29 1/2" H 35"



Classic Plus
MGCMLB13GSXW
L 71" W 40" H 47 1/2"



HEAT TABLE MGCMLD06WSXW
(shown with optional Golden-Brown quick covers)



PRO COOKING INDUCTION MGCMLD01GSXW
(shown with optional Silver Grey quick covers)



Pro Cooking Induction
MGCMLD01GSXW
L 71" W 29 1/2" H 35"



Salad-Bar Unit
MGCMLE03GSXW
L 71" W 29 1/2" H 35"



Triple Warming Unit
MGCMLD07GSXW
L 71" W 29 1/2" H 35"



Heat Table
MGCMLD06GSXW
L 71" W 29 1/2" H 35"

TOP

M Nero Marquina Marble BHP **G** Grey Slate **W** Bengali Mango Wood BHP **B** High Density Bamboo

SEGMENT

S Brushed Stainless Steel **B** Brushed Bronze

BASE

F Adjustable Legs **W** Casters



BAZAAR ACTION STATION MGCMLA03GSWW
(shown with optional Silver-Grey quick covers)



Back Bar Station
MGCMLC01WSXW
L 71" W 29 1/2" H 60 1/2"

Pro Bar Station
MGCMLC05WSXW
L 71" W 40" H 47 1/2"



Bazar Action Station
MGCMLA03GSWW
L 130" W 29 1/2" H 96"



Classic Canopy
Cooling Station
MGCMLA04BSWF
L 130" W 29 1/2" H 96"

TOP

- M** Nero Marquina Marble BHP **G** Grey Slate **W** Bengali Mango Wood BHP **B** High Density Bamboo

SEGMENT

- S** Brushed Stainless Steel **B** Brushed Bronze


TEXTILE

- W** Blue & White Stripes **B** Black

BASE

- F** Adjustable Legs **W** Casters






Rounded Warming Induction Market Station
MGCMLD03GBWW
L 130" W 59" H 96"



Market Square
MGCMLB07WBXF
L 130" W 71" H 107"



Round Market
MGCMSB01MSXF
L 82" W 81 1/2" H 41 1/2"



Double Heat Buffet Table
MGCMLD04WSXF
L 171 1/2" W 29 1/2" H 35"

TOP

M Nero Marquina Marble BHP **G** Grey Slate **W** Bengali Mango Wood BHP **B** High Density Bamboo

SEGMENT

S Brushed Stainless Steel **B** Brushed Bronze

TEXTILE

W Blue & White Stripes **B** Black

BASE

F Adjustable Legs **W** Casters



OPEN C SERVING STATION MGCMSA01WBXF
(shown with optional Golden-Brown quick covers)



Open C Serving Station
MGCMSA01WSXF
L 134 1/2" W 84 1/2" H 41 1/2"



Classic Curved Buffet Station
MGCMLB02MBXW
L 130" W 29 1/2" H 47 1/2"



Bread And Pastry Station
MGCMLB04WSXF
L 130" W 29 1/2" H 60 1/2"



Multi Height Display Station
MGCMLB08MBXW
L 180 1/2" W 38" H 54"

TOP

- M** Nero Marquina Marble BHP **G** Grey Slate **W** Bengali Mango Wood BHP **B** High Density Bamboo

SEGMENT

- S** Brushed Stainless Steel **B** Brushed Bronze

BASE

- F** Adjustable Legs **W** Casters



SMALL S BUFFET MGCMSB03GSXW
(shown with optional Large Oval high display shelf and Small Oval low display shelf)



Medium S Buffet
MGCMSB02GSXF L 141 1/2" W 124" H 35"




Small S Buffet
MGCMSB03GSXW L 141" W 76" H 35"



Pro Salsa Bar Station
MGCMLA02MSXW L 130" W 29 1/2" H 96"



Self Service Chilled Salad Station
MGCMLB03GSXW
L 100 1/2" W 100 1/2" H 94"



Creative DIY Station
MGCMSA02GSXF
L 205" W 98" H 101"



Mixology Bar Station
MGCMLC07GSBW L 125 1/2" W 41 1/2" H 96"



Large Arch Induction Station
MGCMLD02BSXW L 130" W 29 1/2" H 96"



Cooling Corner Station
MGCMLB01BSXW L 100 1/2" W 100 1/2" H 47 1/2"



Double Bar Station
MGCMLC11BBXF L 142" W 29 1/2" H 73"

TOP

M Nero Marquina Marble BHP **G** Grey Slate **W** Bengali Mango Wood BHP **B** High Density Bamboo

SEGMENT

S Brushed Stainless Steel **B** Brushed Bronze

BASE

F Adjustable Legs **W** Casters



H 30" ROUND TABLE MGCCVR01WBXX \\ MGCCVR01GBXX

BASES



30" Base H 30"
MGSLXSS0101
Brushed Stainless Steel
MGSLXBR0101
Brushed Brass



36" Base H 36"
MGSLXSS0201
Brushed Stainless Steel
MGSLXBR0201
Brushed Brass



42" Base H 42"
MGSLXSS0301
Brushed Stainless Steel
MGSLXBR0301
Brushed Brass

TOPS



Square BHP Top LW 30"
MGSCXTHG0301 Grey Slate BHP
MGSCXTHW0301 Bengali Mango Wood BHP
MGSCXTHB0301 Nero Marquina Marble BHP



Round BHP Top D 30"
MGSCXTHG 0201 Grey Slate BHP
MGSCXTHW0201 Bengali Mango Wood BHP
MGSCXTHB0201 Nero Marquina Marble BHP



Rectangle BHP Top L 72" W 30"
MGSCXTHG 0101 Grey Slate BHP
MGSCXTHW0101 Bengali Mango Wood BHP
MGSCXTHB0101 Nero Marquina Marble BHP

SHELVES



Square BHP Bottom Shelf LW 14"
MGSCXBHG0201 Grey Slate BHP
MGSCXBHW0201 Bengali Mango Wood BHP
MGSCXBHB0201 Nero Marquina Marble BHP



Round BHP Bottom Shelf D 18 1/2"
MGSCXBHG0101 Grey Slate BHP
MGSCXBHW0101 Bengali Mango Wood BHP
MGSCXBHB0101 Nero Marquina Marble BHP

TOP



Nero Marquina
Marble BHP



Grey
Slate



Bengali Mango
Wood BHP



High Density
Bamboo

SEGMENT



Brushed
Stainless Steel



Brushed
Bronze





**ROUND
DISPLAY TABLE**
MGCPPR01MBXX





ROUND BAR TABLE MGCPBR01MSXX
SQUARE BAR TABLE + SHELF MGCPBS02GSXX



SQUARE DISPLAY TABLE MGCPPS01



Oval Coffee Table
MGCPFV01WSXX
L 42 1/2" W 30" H 18"



Round Bistro Table
MGCPRR01MSXX
D 30" H 29"



Round Bar Table
MGCPBR01GSXX
D 30" H 42"



Round Bar Table + Shelf
MGCPBR02WBXX
D 30" H 42 1/2"



Round Display Table
MGCPPR01MBXX
D 30" H 55"

TOP

- M** Nero Marquina Marble BHP
- G** Grey Slate
- W** Bengali Mango Wood BHP
- B** High Density Bamboo

SEGMENT

- S** Brushed Stainless Steel
- B** Brushed Bronze



Now available with a heavy-duty bumper for those applications where elegance meets the need for additional protection.



Service Cart w/Leather Handle
And Heavy Duty Bumper
MGCRNX11BBXX
L 42 1/2" W 24" H 36 1/2"



Top Border Cart w/Leather Handle
And Heavy Duty Bumper
MGCRNX08GBXX
L 42 1/2" W 24" H 36 1/2"
(shown w/optional
Jungle-Green quick covers)



Mixology Cart w/Leather Handle
And Heavy Duty Bumper
MGCRNX13WSXX
L 42 1/2" W 24" H 36 1/2"
(shown w/optional
Golden-brown quick covers)



Cheese Plate & Wine Cart w/Leather Handle
And Heavy Duty Bumper
MGCRNX14MSXX
L 42 1/2" W 24" H 36 1/2"
(shown w/optional
Silver-grey quick covers)

TOP



Nero Marquina
Marble BHP



Grey
Slate



Bengali Mango
Wood BHP



High Density
Bamboo

SEGMENT



Brushed
Stainless Steel



Brushed
Brass



Our foremost durable cart comes with a stainless handle and heavy-duty bumper, designed to operate under intense use in harsh environments.



Service Cart w/Stainless Steel Handle And Heavy Duty Bumper*
MGCRNX12GSXX
L 42 1/2" W 24" H 36 1/2"



Top Border Cart w/Stainless Steel Handle And Heavy Duty Bumper
MGCRNX18MSXX
L 42 1/2" W 24" H 36 1/2"
(shown w/optional Jungle-Green quick covers)



Mixology Cart w/Stainless Steel Handle And Heavy Duty Bumper
MGCRNX19BSXX
L 42 1/2" W 24" H 36 1/2"
(shown w/optional Silver-grey quick covers)



Cheese Plate & Wine Cart w/Stainless Steel Handle And Heavy Duty Bumper
MGCRNX20WSXX
L 42 1/2" W 24" H 36 1/2"

TOP

- M** Nero Marquina Marble BHP
- G** Grey Slate
- W** Bengali Mango Wood BHP
- B** High Density Bamboo


SEGMENT

- S** Brushed Stainless Steel
- B** Brushed Brass

*Brass Finish is not available with stainless steel handle models



TOP BORDER CART MGCRNX02MSXX
(shown with optional Charcoal-Black quick cover)



Service Cart
MGCRNX01MSXX
L 41 1/2" W 21" H 36 1/2"



Top Border Cart
MGCRNX02BSXX
L 41 1/2" W 21" H 36 1/2"



Cheese Plate And Wine Cart
MGCRNX04WBXX
L 41 1/2" W 21" H 40 1/2"



Mixology Cart
MGCRNX03GSXX
L 41 1/2" W 21" H 40 1/2"

TOP

- M** Nero Marquina Marble BHP
- G** Grey Slate
- W** Bengali Mango Wood BHP
- B** High Density Bamboo

SEGMENT

- S** Brushed Stainless Steel
- B** Brushed Brass



CHEESE PLATE AND WINE CART MGCNXX04MSXX
(shown with optional Charcoal-Black quick cover)



SERVICE CART ADD-ONS



Border
L 31 1/2" W 17" H 2" Fits Service Cart
MGSSCMS0401 Brushed Stainless Steel
MGSSCMBR0101 Brushed Brass



Wine Glass Holder
L 21" W 4" H 2" Holds up to 6 wine glasses
MGSSCMS0501
Brushed Stainless Steel



Leather Towel Hanger
MGSSCMSL0101
Brushed Stainless Steel
MGSSCMSL0201 Brushed Brass



Cutting Board
MGSSCMBM0201
L 19" W 8" H 0.7"
Fits Border



Cheese Tray
MGSSCMBM0501
L 19" W 12" H 7"
Fits Border

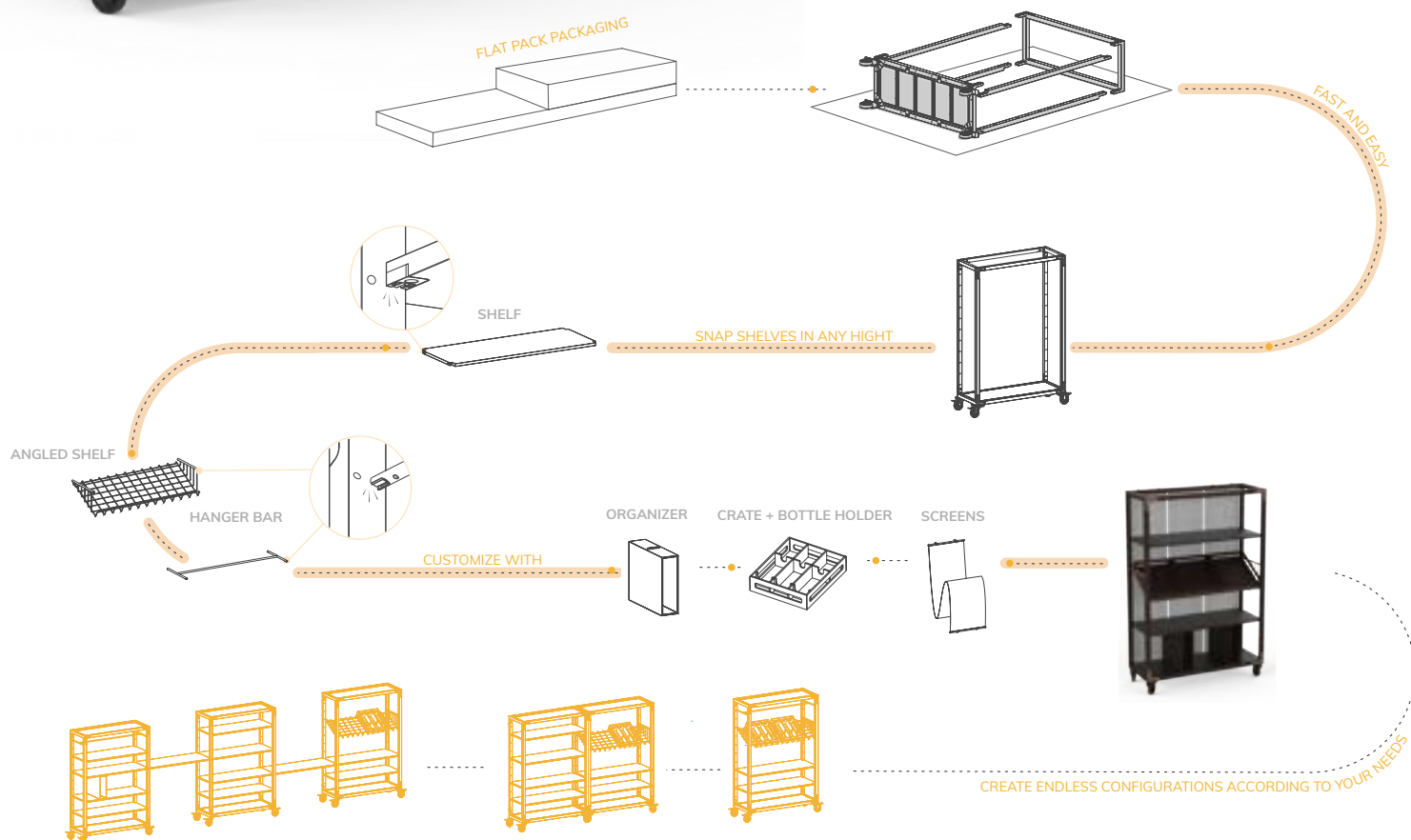


Ice Bucket
MGSSCMS0601
D 6" H 6" Fits Border
Brushed Stainless Steel



express your shelf

The Canvas Collection is an innovative shelving system for the hospitality sector, acting as a blank page allowing professionals to accomplish their creative vision. The collection is Ideal as a back bar or for showcasing food and beverages and related products. It combines function with uncluttered aesthetics to create this versatile range of shelving, taking into consideration the unique and challenging requirements of foodservice.




BUILD YOUR OWN BASE AND FIXTURES - NATURAL

Natural horizontal bamboo | sandblasted stainless steel




Empty Unit With Casters
MGCCAN13NSXW



Angled Shelf
MGSCANSS0301
Can fit up to 3 crates



Crate
MGSCANBM0301
With or without bottle holder



Screens
Charcoal Black | **MGSCANPV0101**
Golden Brown | **MGSCANPV0201**
Jungle Green | **MGSCANGP0101**
Set of 5



Top Frame Shelf
MGSCANBM0601



Shelf Retaining Bar
MGSCANSS0401



Bottle Holder
MGSCANBM0401
Fits crate



Corner Shelf Connectors
MGSCANBM1101
To connect two units in 90° | Set of 2



Shelf
MGSCANBM0201



Hanger Bar
MGSCANSS0101



Organizer
MGSCANBM0501



Unit Connectors
MGSCANBM0901
To connect two units | Set of 2



Shelf with Border
MGSCANBM0701



Top Frame Hanger Bar
MGSCANSS0201
For top unit



Sign
MGSCANSM0901
Comes with 2 hooks




Bumpers
MGSCANSM0801
set of 4




Empty Unit with Casters
MGCCAN13DCXW



Angled Shelf
MGSCANSC0301
Can fit up to 3 crates



Crate
MGSCANDB0301
With or without bottle holder



Screens
Charcoal Black | **MGSCANPV0101**
Golden Brown | **MGSCANPV0201**
Jungle Green | **MGSCANGP0101**
Set of 5



Top Frame Shelf
MGSCANDB0601



Shelf Retaining Bar
MGSCANSC0401



Bottle Holder
MGSCANDB0301
Fits Crate



Corner Shelf Connectors
MGSCANDB1101
To connect two units in 90° | set of 2



Shelf
MGSCANDB0201



Hanger Bar
MGSCANSC0101



Organizer
MGSCANDB0501



Unit Connectors
MGSCANDB0901
To connect two units | set of 2



Shelf With Border
MGSCANDB0701



Top Frame Hanger Bar
MGSCANSC0201
For top unit



Sign
MGSCANSM0901
Comes with 2 hooks



Bumpers
MGSCANSM0801
Set of 4

BUILD YOUR OWN BASE AND FIXTURES - DARK-LUX

Dark brown stained bamboo | Sandblasted Copper plated stainless steel



BUSSING STATION MGCCAN14NSXW



Two Shelf Unit
■ N | C **MGCCAN17NSXW**
N | L MGCCAN17NSXF
D | C MGCCAN17DCXW
D | L MGCCAN17DCXF



Three Shelf Unit
N | C MGCCAN14NSXW
N | L MGCCAN14NSXF
■ D | C **MGCCAN14DCXW**
D | L MGCCAN14DCXF



Four Shelf Unit
N | C MGCCAN18NSXW
N | L MGCCAN18NSXF
D | C MGCCAN18DCXW
■ D | L **MGCCAN18DCXF**



Five Shelf Unit
N | C MGCCAN09NSXW
■ N | L **MGCCAN09NSXF**
D | C MGCCAN09DCXW
D | L MGCCAN09DCXF



Dessert Station
■ N | C **MGCCAN15NSXW**
N | L MGCCAN15NSXF
D | C MGCCAN15DCXW
D | L MGCCAN15DCXF



Room Divider
N | C MGCCAN08NSXW
N | L MGCCAN08NSXF
D | C MGCCAN08DCXW
■ D | L **MGCCAN08DCXF**



Angled Shelf Signage Unit
N | C MGCCAN16NSXW
■ N | L **MGCCAN16NSXF**
D | C MGCCAN16DCXW
D | L MGCCAN16DCXF



Coat Rack
N | C MGCCAN11NSXW
N | L MGCCAN11NSXF
D | C MGCCAN11DCXW
■ D | L **MGCCAN11DCXF**



Back Bar Unit

- **NATURAL | CASTERS** MGCCAN05NSXW
- NATURAL | LEGS MGCCAN05NSXF
- DARK-LUX | CASTERS MGCCAN05DCXW
- DARK-LUX | LEGS MGCCAN05DCXF



Center Stage Display

- NATURAL | CASTERS MGCCAN19NSXW
- NATURAL | LEGS MGCCAN19NSXF
- DARK-LUX | CASTERS MGCCAN19DCXW
- **DARK-LUX | LEGS** MGCCAN19DCXF







fits standard gastronorm-sized platters

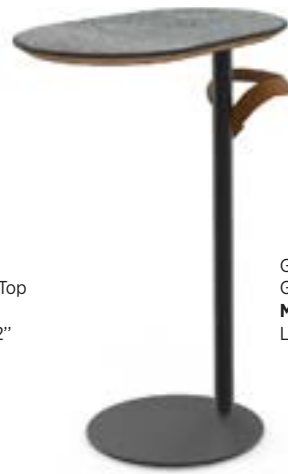
The Grabit collection introduces portable side tables for hospitality. These tables fit the Grab & Go serving style, designed to carry around and suitable for a variety of uses in many settings and scenarios. The unique design includes a genuine leather handle for effortless carrying, and the thin metal base easily slides under chairs. The beautiful and durable BHP top come in a variety of finishes - Nero Marquina Marble, Grey Slate and Bengali Mango Wood.



Gorbit Table
Bengali Mango Wood
MGCGRB01WPXX
L 17 3/4" W 13" H 25 1/2"



Gorbit Table
Nero Marquina Marble Top
MGCGRB01MPXX
L 17 3/4" W 13" H 25 1/2"



Gorbit Table
Grey Slate Top
MGCGRB01GPXX
L 17 3/4" W 13" H 25 1/2"



designed for safety

Create an inviting, yet safe food service display with Mogogo's breath guards. Designed specifically for safety while ensuring function, quality and aesthetics, these breath guards are available as attachments to Mogogo's existing modular carts which include self-service and high profile. The self-serve guards are sized to protect the food while the high profile guards are intended for manned stations to shield both the staff and food. In harmony with high quality standards, these acrylic guards provide an ideal solution for the food & beverage industry.



Modular Self Service
Breath Guard
Brushed Brass
MGCIAN03XBXX
L 71" H 24 1/2" w/ 14" Gap



Modular Self Service
Breath Guard
Brushed Brass
MGCIAN01XBXX
L 71" H 18 1/2" w/ 8 1/2" Gap



Modular Self Service
Breath Guard
Brushed Brass
MGCIAN04XBXX
L 47" H 24 1/2" w/ 14" Gap



Modular Self Service
Breath Guard
Brushed Brass
MGCIAN02XBXX
L 47" H 18 1/2" w/ 8 1/2" Gap



Modular Self Service
Breath Guard
Stainless Steel
MGCIAN03XSXX
L 71" H 24 1/2" w/ 14" Gap



Modular Self Service
Breath Guard
Stainless Steel
MGCIAN01XSXX
L 71" H 18 1/2" w/ 8 1/2" Gap



Modular Self Service
Breath Guard
Stainless Steel
MGCIAN04XSXX
L 47" H 24 1/2" w/ 14" Gap



Modular Self Service
Breath Guard
Stainless Steel
MGCIAN02XSXX
L 47" H 18 1/2" w/ 8 1/2" Gap

Replacement Parts

MGSADDSS1001 1x Set of Adapter and Screw for Breath Guard

MGSADDPL0101 Acrylic Panel for 71" L Modular Self Service Breath Guard

MGSADDPL0201 Acrylic Panel for 47" M Modular Self Service Breath Guard



Modular High Profile
Full Acrylic Breath Guard
Brushed Brass
MGCIAN09XBXX
L 71" H 35 1/2"



Modular High Profile
Acrylic Breath Guard w/ Opening
Brushed Brass
MGCIAN05XBXX
L 71" H 35 1/2" w/ 6" Gap



Modular High Profile Full Acrylic
Breath Guard with End Panels
Brushed Brass
MGCIAN08XBXX
L 71" H 35 1/2" D 29 1/2"



Modular High Profile Acrylic Breath Guard
w/ Opening and End Panels
Brushed Brass
MGCIAN06XBXX
L 71" H 35 1/2" D 28 3/4" w/ 6" Gap



Modular High Profile
Full Acrylic Breath Guard
Stainless Steel
MGCIAN09XSXX
L 71" H 35 1/2"



Modular High Profile
Acrylic Breath Guard w/ Opening
Stainless Steel
MGCIAN05XSXX
L 71" H 35 1/2" w/ 6" Gap



Modular High Profile
Full Acrylic Breath Guard w/ End Panels
Stainless Steel
MGCIAN08XSXX
L 71" H 35 1/2" D 29 1/2"



Modular High Profile Acrylic Breath Guard
w/ Opening and End Panels
Stainless Steel
MGCIAN06XSXX
L 71" H 35 1/2" D 29 1/2" w/ 6" Gap



End Panels w/ Adapters for Modular
High Profile Acrylic Breath Guard
Stainless Steel
MGCIAN07XXXX
L 29 1/2" H 35 1/2"

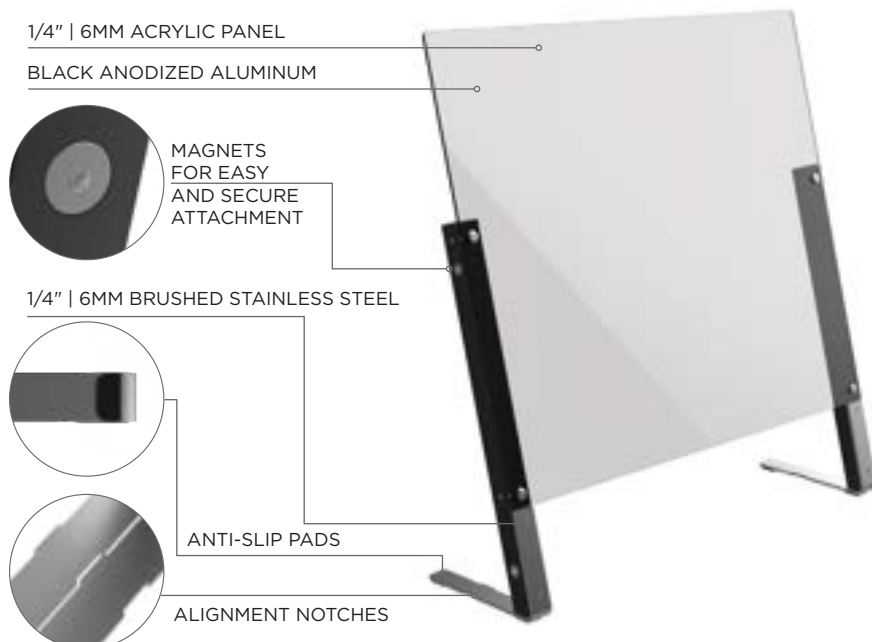
Replacement Parts

- MGSADDPL1701** Acrylic Panel w/ Opening for Modular High Profile Breath Guard L 71" H 32"
- MGSADDPL1801** Set of Acrylic End Panels for Modular High Profile Breath Guard L 29 1/2" H 35 1/2"
- MGSADDPL1901** Acrylic Panel for Modular High Profile Breath Guard L 71" H 35 1/2"
- MGSADDSS1701** Set of Stainless Steel Adapters for Modular High Profile Breath Guard
- MGSADDSS1801** Set of Stainless Steel Adapters for End Panels for Modular High Profile Breath Guard



standalone shield to fit any flat surface

The perfect addition to any buffet or station, Mogogo V-Shield Breath Guards can be used on most existing flat surfaces of any length, with features to turn corners and shield the ends. The brushed stainless steel black legs are equipped with magnets, notches, and anti-slip pads for additional stability and a clean gap-free appearance, while the acrylic shields are available in several sizes to accommodate your needs.




END PANELS

The V-Shield end panels are aimed to complete any guard configuration and provide a safe environment for both the guest and server.



CORNER PANELS

The V-shield corner panels are designed to create configurations that require tight corners or a gentle radius, while maintaining a tight seal.





Wide V-Shield
MGCDVO01CSAC
L 35" H 35 1/2"



Wide V-Shield w/Opening
MGCDVO01CSAS
L 35" H 35 1/2" w/6" Gap



Narrow V-Shield
MGCDVO02CSAC
L 20" H 35 1/2"



Narrow V-Shield w/Opening
MGCDVO02CSAS
L 20" H 35 1/2" w/6" Gap




Double Wide V-Shield
MGCDVO03CSAC
L 70" H 35 1/2"



Double Wide V-Shield w/Opening
MGCDVO03CSAS
L 70" H 35 1/2" w/6" Gap



Double Wide V-Shield w/Opening and End Panels
MGCDVO04CSAS
L 70" H 35 1/2" D 22 1/4" w/6" Gap



Extra Wide V-Shield
MGCDVO05CSAC
L 90" H 35 1/2"



Extra Wide V-Shield w/Opening
MGCDVO05CSAS
L 90" H 35 1/2" w/6" Gap



Extra Wide V-Shield w/Opening and End Panels
MGCDVO06CSAS
L 90" H 35 1/2" D 22 1/4" w/6" Gap

Replacement Parts

MGSVSDPG0101 Wide Acrylic Panel For V-Shield Breath Guard L 35" H 36"

MGSVSDPG0201 Wide Acrylic Panel w/Opening For V-Shield Breath Guard L 35" H 29 1/2"

MGSVSDPG0301 Narrow Acrylic Panel For V-Shield Breath Guard L 20" H 36"

MGSVSDPG0401 Narrow Acrylic Panel w/ Opening For V-Shield Breath Guard L 20" H 29 1/2"

MGSVSDSM0101 Set of Legs Brushed Stainless Steel Black Anodized Finish

MGSVSDSM0201 Set of Acrylic Corner Panels For V-Shield Breath Guard L 10 1/2" H 35 1/2"

MGSVSDSM0301 Set of Acrylic End Panels For V-Shield Breath Guard L 22 1/4" H 35 1/2"

D=Depth L=Length W=Width H=Height • For further details please visit www.steelite.com or contact your customer service rep.





Care & Use Guide

Seventy percent of product damage/loss occurs at the dishwasher table. To avoid such damage, ensure that the dishwasher table has sufficient space to store dirty items and avoid overloading trays or trolleys. All items should be separated into type prior to washing. All washing equipment chemicals should be maintained and checked regularly. Check stock often; storage facilities should allow for stock rotation to prevent overuse.



fusion buffet system

TEAK WOOD FINISH

- Not dishwasher safe.
- Use a soft cloth with water to wipe down surface.
- Do not use any chemical products or abrasives.

TEFLON AND STAINLESS-STEEL COATING

- Dishwasher safe.
- Clean in dishwasher or use a soft cloth sprinkled with a few drops of dishwashing liquid to wipe Teflon surface cleans. Wipe off soapy residue with a damp cloth.
- A stainless-steel cleaner can be used to polish stainless steel risers.

TILE INSERTS - RESIN, TEAK WOOD, AND GLASS

- All dishwasher safe, except for wood tiles. Never put wood in the dishwasher.
- Teak wood - wipe down with a soft damp cloth and few drops of dishwashing liquid. Wipe off residue with a soft cloth.
- Resin and Glass – dishwasher safe.

creations wood

To best maintain product finish and condition:

- Do not place near an open flame or grille
- Products should be stored in a dry location at room temperature.
- Do not store near heat sources or in humid places.
- **This product should not be used in the dishwasher, oven, microwave or freezer**
- Clean with a soft damp cloth or wash with hot soapy water, do not soak in water or wash with harsh detergents

- Sanitize using an antibacterial spray or food safe liquid sanitizer
- Dry promptly after cleaning, ensure products are dry before stacking
- In order to maintain product finish and condition, apply a light coat of mineral oil with a clean dry cloth, to prevent wood from drying and cracking.
- Do not leave in direct sunlight for long periods of time

kenny mack resin

- Dishwasher and food safe.
- If any chipping occurs, use light sandpaper or a rough sponge to buff and smooth down the chip.
- Product doesn't stain however on darker colors a white film may develop over time due to drying agents. If this occurs, wiping the surface with any type of oil will bring back the original color.



melamine

DO

- Melamine products are commercial dishwasher safe.
- Clean as soon as possible to help avoid staining and protein build-up.
- Immediately remove any damaged or chipped melamine products from operational use.
- Melamine can withstand dishwashing temperatures up to 248°F It should not exceed 160°F with food in it.

DO NOT

- Do not use in oven, microwaves or expose to direct flame, this can cause cracking and blistering from the heat.
- Do not use with heat lamps, conveyor belts, or plate warmers.
- The use of serrated knives is not recommended on melamine products.
- To avoid chipping and scratching, do not strike melamine products with or on any hard surface while attempting to remove excess food.

DESTAINING

- Periodically presoak melamine products before dishwashing to prevent staining and to maintain luster.
- For staining, use an oxygen-releasing compound such as Dip-It XP (ECOLAB).
- Sponges or woven plastic pads are recommended for cleaning.
- Do not use harsh or abrasive cleaners, steel wool, or metal pot scouring pads to remove food or stains.

DISHWASHING

- Refer to a qualified technician to establish a maintenance schedule for your dishwashing system to ensure proper temperatures, chemical levels, and mineral content.
- Only use sanitizers developed for commercial use.
- To avoid chipping and scratching, do not overload your dishwasher rack.
- Do not use chlorine bleach or chlorine-based sanitizing solutions when caring for melamine products.

Recommended ECOLAB detergents:

- Apex Power Plus (high-temp)
- Apex Ultra (hard water, high-temp)
- Fast Drying Rinse (ideal for plasticware)
- Solid Power XL (high-temp)
- Solid Ultra Klene Plus (low-temp)

Recommended ECOLAB rinse agents:

- Apex HD Rinse Aid (hard water, high-temp)
- Apex Rinse Additive (high-temp)
- Rinse Dry (high-temp)
- Solid Brilliance (high-temp)
- Ultra Dry (low temp)

Recommended ECOLAB sanitizers:

- Eco San (low temp)
- Ultra San (low temp)

modern twist

- All products are free of byproducts and fillers.
No BPA, PVC, lead, latex or phthalates.
- Dishwasher safe on the top rack.
Keep away from sharp objects.
- To prevent staining rinse or wipe with a damp cloth after each use.
Do not use chemical sprays.

PLACEMATS

- Hand printed pure silicone, non-porous, food grade and plastic-free.
- High heat resistance up to 425°F / 220°C (not to be used as a trivet).

TABLE RUNNERS

- Silky, non-porous, food grade + germ-free silicone.
- High heat resistance up to 425°F / 220°C (not to be used as a trivet).


TRIVETS

- Pot holder + trivet, the interlocking design turns the trivets into a table runner.
- High heat resistance up to 675°F / 355°C.

folio cookware & bakeware

- Cast Aluminum provides an unbreakable body, is an excellent heat and cold conductor and is at least 50% lighter than cast iron. Folio Cookware has a 4-Ply ceramic non-stick coating, in which food will release easily from the pan, is easy to clean with warm soapy water and soft cloth or sponge, and no oil or cooking spray is needed.
- All Folio Cookware items can be used in an oven, up to 450°F (230°C). Cooking pots can also be used on electric or gas cooktops, as well as on induction cooking and warming tops.

COOKING POTS



CROCKS & CASSEROLES



While Folio Non-stick Cookware performs better than most non-stick cookware, it is not scratch proof, the life and beauty of the non-stick coating can be prolonged with best care and use practices:

DO

- Do use non-metal serving utensils
- Do use soft pads or brushes to remove residue before washing
- Do clean in a dishwasher—high temp/low chemical is best
- Do separate cookware in dish racks so they do not touch
- Do always use a thick cloth or oven mitts to handle hot cookware

DO NOT

- Do not use with knives
- Do not use with metallic serving utensils
- Do not use metallic scouring pads, green scrubbies, or abrasive cleaners
- Do not use in microwave oven
- Do not season cookware with cooking oils or non-stick sprays

chafers & marmites

STAINLESS STEEL

- Exterior frame and food pans are dishwasher safe.
- The chafing dish frame and cover may be cleaned with warm, soapy water or in the dishwasher.
- The induction water pan should be hand washed.
- Occasionally the frame may need polishing. Use a stainless-steel cleaner or glass cleaner without ammonia.
- Over time the water pan may accumulate water deposit. This can be removed with a de-liming solution.

HOMESTYLE CAST IRON CHAFERS - TEFLON COATING

- Dishwasher safe
- Rinse with warm water and use a soft nylon brush to remove stuck-on bits before loading in the dishwasher.

FOOD PANS Dishwasher safe.

INDUCTION RANGES

- Not dishwasher safe.
- Avoid abrasive cleaners and scouring pads.
- Allow the surface to cool before cleaning.
- Wipe clean using a soft cloth and mild dishwashing liquid soap. Wipe off soap residue with a damp cloth.

heater stands

- Dishwasher safe
- For aluminum hot plates and grills, a degreaser can be used to remove black stains from fuel use.

induction range

- Avoid abrasive cleaners and scouring pads.
- Allow the surface to cool before cleaning.
- Wipe clean using a soft cloth and mild dishwashing liquid.
- Wipe soap residue with a soft damp cloth

heat lamps

- Not dishwasher safe.
- Make sure power is switched off before servicing unit.
- Unplug the unit from the power source.
- Allow lamps to cool before cleaning the unit or replacing bulbs.

- Remove bulbs and use a mild detergent such as dishwashing liquid with a soft sponge or cloth to wipe down.
- Dry with a soft cloth. Completely dry before the next use.
- Do not immerse the unit in water and never use abrasive or scouring powders.



carving boards

WOOD BOARDS

- Not dishwasher safe.
- Hand wash the board immediately after use with water and dishwashing soap.
- Pat the board dry with a paper towel or dishtowel immediately after cleaning.
- To maintain and extend the board life, season weekly, bi-weekly or monthly by wiping food-grade mineral oil over your dry board's exterior. Let the oil sit for a few hours. Wipe off excess oil with a dry cloth.
- Never use olive or vegetable oil to season a carving board.

WHITE POLY BOARD Dishwasher safe **BLACK GRANITE** Dishwasher safe

beverage urns, milk & cereal dispensers

JUICE & BEVERAGE URN, MILK DISPENSER

- Components are not dishwasher safe.
- Do not use abrasive products.
- **Daily:**
 - Remove nozzles and diffusers and soak them in warm, soapy water.
 - Use hot water and mild soap to clean inside of dispenser and then rinse thoroughly.
 - Clean outside with a warm wet cloth.
 - Clean spigot by removing rubber seat cup and clean by brushing inside of faucet.
- **Regular Basis:**
 - Flush and clean water lines.
- Never immerse base of Urn in water.
- Clean spigot by removing rubber seat cup and clean by brushing inside of faucet.
- Tip - Use rubber gloves to ensure the faucet is tight when you screw it back on to prevent leakage.

De-Staining

- Put 1 cup baking soda into your stainless-steel coffee pot and fill with warm water.
- Use a dish brush to scrub inside of the pot with baking soda solution in it.
- Pour solution out and thoroughly rinse inside with hot water until it runs clean.

COFFEE URN

- **Cleaning**
 - Always rinse urn immediately after each use.
 - Add a small quantity of hot water, brush insides, and rinse with hot water.

CEREAL DISPENSER

- Disassemble all parts and clean interior with warm soapy water, rinse thoroughly.
- All parts should be completely dry before reassembling.

stainless steel display items (cold buffet & wine)

- Dishwasher safe.
- Do not use steel pads, wire brushes or scrapers. Do not use powders, or cleaners that contain chlorides, bromides or iodides.
- Always rinse thoroughly with fresh water after every cleaning operation
- Wipe unit dry with a soft cloth to remove water.
- Always rub in the direction of the steel grain for maximum effectiveness to avoid marring the surface.
- For smears or fingerprints, wipe with a clean slightly damp cloth. If that doesn't work, use a stainless-steel commercial cleaner.



Seventy percent of product damage/loss occurs at the dishwasher table. To avoid such damage, ensure that the dishwasher table has sufficient space to store dirty items and avoid overloading trays or trolleys.

All items should be separated into type prior to washing. All washing equipment chemicals should be maintained and checked regularly. Check stock often; storage facilities should allow for stock rotation to prevent overuse.

china

- Should be washed within 45 minutes of removal from the table and pre-rinsed
- Avoid contact between china, dinnerware and metals
- Abrasive cleaning aids should not be used, i.e. scouring pads, steel wool, etc.
- Minimize handling to reduce glaze abrasion
- Do not stack more than 15" high

- Do not slide items across each other to reduce abrasions
- Be sure to rotate your stock to prevent uneven wear
- Only stack product that are designated stackable

CUSTOM DECORATED CHINA

- Gold and platinum decorations are not microwave safe
- Hand washing is recommended to prolong the metallic luster of decoration

glassware

- After washing, remove basket and leave to cool and dry
- Never carry glasses in bouquets
- Never use glass to carry or store flatware
- Never let the beer tap come in contact with the glass
- Do not use glassware as an ice scooper
- Use properly sized compartmented glass racks

stemware

- Do not handle the stemware when hot
- Use white cotton gloves or 2 cloths for polishing
- Polish the bowl first followed by the stem and then the base
- Do not hold the glass by the stem or the base when polishing the bowl
- Use properly sized compartment glass racks

aspen & strahl drinkware

- Dishwasher & freezer safe
- Items must be carefully placed in the dishwasher while avoiding direct contact with other dishes and drinkware
- Do not wash with harsh abrasives such as brushes or scrubber pads as this may cause scratches; harsh chemicals including strong acid or alkali cleaning agents should also be avoided
- Use warm, soapy water or a neutral dishwashing liquid for cleaning

- Dry naturally or with a soft cloth after hand washing; we recommended using a microfiber cloth to preserve clarity
- Product can be used normally between temperatures of -30°C and 110°C (-22°F and 230°F)
- Avoid prolonged exposure to UV light, sunscreen or chlorine
- Not recommended for use in microwaves or high temperature sterilizers

POLYPROPYLENE LIDS, STOPPERS & BOTTOMS

- Do not use strong acid or strong alkaline cleaning agents
- Temperature should not exceed more than 104°F (40°C)
- Avoid excessive water pressure as well as objects pressing on the product or it may cause deformation



flatware

- Flatware should be washed separately from dinnerware
- Wash as soon as possible to prevent pitting from acidic food deposits
- A pre-soak in warm water is recommended to loosen food particles
- Make sure your cleaning agent is void of any abrasive or corrosive qualities
- Use upright baskets to prevent scratching and to aid drying
- Do not overfill the upright flatware baskets
- If using a low temperature dishwashing system, carefully follow the manufacturer's instructions to avoid staining or corrosion
- On completion of the wash, allow the flatware to air dry, hand dry if necessary
- Be sure flatware is completely dry before storing in a dry location away from the kitchen

steak knives

WOOD HANDLED KNIVES

- Handwashing is recommended for the best performance and optimal product life
- Wash knives with warm water and a mild detergent, rinse well and dry thoroughly
- Water and harsh detergents will dull the finish and dry out the handles
- It is recommended that the wooden handles be oiled as needed

ABS (RESIN) HANDLED KNIVES

- Low temp dishwasher safe
- Wash knives with warm water and a mild detergent,
- Rinse well and dry thoroughly
- Not recommended for high temp dishwashers that exceed 167°F / 75°C
- Knives should not be exposed to extreme temperature changes, which will cause the abs handle material to crack over time

STAINLESS STEEL KNIVES

- Dishwasher safe
- Wash knives with warm water and a mild detergent, rinse well and dry thoroughly

BLADE SHARPENING

- Serrated blades cannot be sharpened
- Blades with no serrations can be sharpened as needed
- The frequency will depend on how often the knives are used and how well they are maintained

THINGS TO AVOID

- Avoid soaking knives; they should be cleaned immediately after use to prevent damage caused by certain foods
- Avoid using abrasive cleaners, scouring pads, oven cleaners or cleaners containing chlorine bleach or citric extracts
- Avoid cutting on hard surfaces such as stone, metal or glass



steelite.com

Steelite International America

154 Keystone Drive
New Castle, Pennsylvania 16105
toll free: 800-367-3493
telephone: 724-856-4900
fax: 724-856-7925
email: usa@steelite.com

Steelite International Canada

Unit 2, 26 Riviera Drive
Markham, Ontario L3R 5M1
toll free: 800-465-4284
telephone: 905-752-1074
fax: 905-752-1120
email: canada@steelite.com

LCBUFFET23



Showrooms available by appointment:

Atlanta • Chicago • Hong Kong, China • London, UK • Los Angeles • Madrid • New York
Stoke-on-Trent, UK • Toronto, ON • Washington, D.C. • Youngstown, OH